CDF
Internal Format Description

Version 2.6, December 18, 1997

National Space Science Data Center

Copyright © 1990 — 1998 NASA/GSFC/NSSDC

National Space Science Data Center
NASA/Goddard Space Flight Center
Greenbelt, Maryland 20771 (U.S.A.)

DECnet — NSSDCA::CDFSUPPORT
Internet — cdfsupport@nssdca.gsfc.nasa.gov

Permission is granted to make and distribute verbatim copies of this document provided this copyright and permission notice are preserved on all copies.

Contents

Preface **ix**

1 Introduction **1**

2 dotCDF File **3**

2.1 Magic Numbers 4

2.2 CDF Descriptor Record 6

2.3 Global Descriptor Record 9

2.4 Attribute Descriptor Record 10

2.5 Attribute Entry Descriptor Record 12

2.6 Variable Descriptor Record 15

2.7 Variable Index Record 17

2.8 Variable Values Record 19

2.9 Compressed CDF Record 20

2.10 Compressed Parameters Record 21

2.11 Sparseness Paramters Record 22

2.12 Compressed Variable Values Record 23

2.13 Unused Internal Record 23

3 Variable Files **27**

4 Variable Records **29**

5 Encodings **33**

5.1 Data Representations 33

5.1.1 Bits 33

5.1.2 Bytes 33

5.1.3 Integers 33

5.1.4 Floating-Point 34

5.2 Control Information 37

5.2.1 Integer Values 37

5.2.2 Character Strings 37

5.3 Application Data 37

A Single-Precision Floating-Point **41**

B Double-Precision Floating-Point **45**

List of Figures

2.1 Example of an Uncompressed dotCDF File Arrangement 5

2.2 Example of a File Arrangement of a dotCDF File with a Compressed Variable 6

2.3 Example of a File Arrangement of a Fully Compressed dotCDF File 7

2.4 CDF Descriptor Record (CDR) 8

2.5 Global Descriptor Record (CDR) 11

2.6 Attribute Descriptor Record (ADR) 13

2.7 Attribute Entry Descriptor Record (AEDR) 14

2.8 Variable Descriptor Record (VDR) 18

2.9 Variable Index Record (VXR) 19

2.10 Variable Values Record (VVR) 20

2.11 Compressed CDF Record (CCR) 21

2.12 Compressed Paramters Record (CPR) 22

2.13 Sparseness Parameters Record (SPR) 22

2.14 Compressed Variable Values Record (CVVR) 23

2.15 Unused Internal Record (UIR) 24

2.16 Unsociable Unused Internal Record (UUIR) 25

List of Tables

2.1 Internal Records 4

5.1 Little-Endian vs. Big-Endian 34

5.2 IEEE 754, Single-Precision Floating-Point, Little-Endian 34

5.3 IEEE 754, Single-Precision Floating-Point, Big-Endian 35

5.4 Digital's `F_FLOAT`, Single-Precision Floating-Point 35

5.5 IEEE 754, Double-Precision Floating-Point, Little-Endian 35

5.6 IEEE 754, Double-Precision Floating-Point, Big-Endian 36

5.7 Digital's `D_FLOAT`, Double-Precision Floating-Point 36

5.8 Digital's `G_FLOAT`, Double-Precision Floating-Point 36

5.9 Supported Data Types 38

5.10 Supported Data Encodings 38

5.11 Data Encodings vs. Data Types 39

Preface

This document will present the physical file layout used by the Common Data Format (CDF) for CDF Version 2.6. No attempt will be made to teach the concepts of CDF. For that please refer to the CDF User's Guide, CDF C Reference Manual, and CDF Fortran Reference Manual. This document will assume that you are familiar with rVariables, zVariables, attributes, gEntries, rEntries, zEntries, and all of the other CDF concepts. Using the contents of this document you should be able to rewrite the CDF library in your spare time.

Chapter 1

Introduction

A CDF may have one of two formats: single-file or multi-file. A single-file CDF contains everything in one file having an extension of `.cdf`. A multi-file CDF stores everything except variable values in one file (with an extension of `.cdf`). The variable values are stored in separate files — one per variable. Variable files are described in Chapter 3. The `.cdf` file of a CDF will be referred to as the dotCDF file throughout this document.

The dotCDF file of a CDF contains magic numbers and numerous internal records used to organize information about the contents of the CDF (for both single-file and multi-file CDFs). Chapter 2 describes the magic numbers and the various internal records. The data encodings used by CDF are described in Chapter 5.

The file attributes of a dotCDF or variable file are not an issue on UNIX-based systems, the PC, or the Macintosh[1] because all files on those platforms are simply treated as a sequence of bytes. On OpenVMS-based systems, however, file attributes are very much an issue. The file attributes of a dotCDF or variable file created by the CDF library on an OpenVMS-based system are as follows:

File organization:	Sequential
Record format:	Fixed length 512 byte records
Record attributes:	None
RMS attributes:	None

These are also the file attributes for a file which has been FTPed to an OpenVMS-based system in binary mode. With these file attributes the CDF library is able to read the file as if it simply consisted of a sequence of bytes. Transferring a CDF file to an OpenVMS-based systems as a text file will result in a different set of file attributes as well as the insertion of additional bytes into the file (because the file system thinks there are suppose to be lines of text). CDF files transferred in this way will not be readable by the CDF library.

CDFs created while running the POSIX Shell on a DEC Alpha (running OpenVMS), however, will have a different set of file attributes when the POSIX Shell is not being used. These file attributes are:

File organization:	Sequential
Record format:	Stream_LF, maximum 32767 bytes
Record attributes:	Carriage return carriage control
RMS attributes:	None

[1] On a Macintosh only the data fork of a file is used in a dotCDF or variable file.

A CDF file with these attributes appears to be readable by the CDF library on current versions of OpenVMS for a DEC Alpha. Some older version of OpenVMS apparently treat these file attributes differently and may cause a problem for the CDF library.

Chapter 2

dotCDF File

This chapter will describe the contents of the dotCDF file. The dotCDF file contains a magic number and two or more internal records (IRs) that are used to organize the contents of a CDF. Different types of internal records are used to store information about various aspects and/or objects in the CDF. Each internal record contains two or more fields. The first field (at internal record offset[1] `0x0`), referred to as the `RecordSize` field, is a 4-byte unsigned integer containing the size of the internal record in bytes. The second field (at internal record offset `0x4`), referred to as the `RecordType` field, is a 4-byte signed integer containing the type of internal record. Fields from the third through the last depend on the type of internal record. Each field is stored contiguously, however, and some fields may not be present in a particular instance of a type of internal record. Note that internal record fields are also referred to as "internal values."

Table 2.1 lists the types of internal records, the associated `RecordType` values, and brief descriptions. Detailed descriptions are found in the corresponding sections.

All dotCDF files contain a CDF Descriptor Record (CDR) and a Global Descriptor Record (GDR). Other internal records will be present depending on the contents of the CDF. The CDR is always at file offset[2] `0x00000008` which immediately follows the magic number(s) described in Section 2.1. The file offset of the GDR is stored in the CDR.

The only internal record at a fixed location in the dotCDF file is the CDR. All other internal records (including the GDR) may be present in any order (which generally depends on the order in which the contents of the CDF were created by an application). File offsets are used to "point" to other internal records. Linked lists of internal records are implemented by storing the file offset of the first internal record on the linked list, having that internal record store the file offset of the next internal record on the linked list, and so on. Figure 2.1 shows a possible arrangement of internal records in a "uncompressed" dotCDF file. Note that the GDR "points" to the first zVDR that in turn "points" to the next zVDR. File offsets as described in the sections to follow are used to implement this linked list. Keep in mind that this is only an example of how a dotCDF file might be arranged. The internal records shown could be ordered in a number of different ways depending on how the CDF was written by the application. Figure 2.2 shows a possible arrangement of internal records in a dotCDF file which has a variable compressed. Figure 2.3 shows the file arrangement of internal records in a fully compressed dotCDF file.

[1] The offset in (hexadecimal) bytes from the beginning of the internal record.
[2] The offset in (hexadecimal) bytes from the beginning of the file.

Type of Internal Record	`RecordType` Field Internal Value	Purpose/Contents
CDR	1	CDF Descriptor Record. General information about the CDF. See Section 2.2.
GDR	2	Global Descriptor Record. Additional general information about the CDF. See Section 2.3.
rVDR	3	rVariable Descriptor Record. Information about an rVariable. See Section 2.6.
ADR	4	Attribute Descriptor Record. Information about an attribute. See Section 2.4.
AgrEDR	5	Attribute g/rEntry Descriptor Record. Information about a gEntry or rEntry of an attribute. See Section 2.5.
VXR	6	Variable Index Record. Indexing information for a variable. See Section 2.7.
VVR	7	Variable Values Record. One or more variable records. See Section 2.8.
zVDR	8	zVariable Descriptor Record. Information about a zVariable. See Section 2.6.
AzEDR	9	Attribute zEntry Descriptor Record. Information about a zEntry of an attribute. See Section 2.5.
CCR	10	Compressed CDF Record. Information about a compressed CDF/variable. See Section 2.9.
CPR	11	Compression Parameters Record. Information about the compression used for a CDF/variable. See Section 2.10.
SPR	12	Sparseness Parameters Record. Information about the specified sparseness array. See Section 2.11.
CVVR	13	Compressed Variable Values Record. Information for the compressed CDF/variable. See Section 2.12.
UIR	-1	Unused Internal Record. An internal record not currently being used. See Section 2.13.

Table 2.1: Internal Records

2.1 Magic Numbers

CDF Version 2.6 uses two magic numbers.[3] The first one is `0xCDF26002`[4] at file offset `0x00000000` stored as a 4-byte, unsigned integer with big-endian byte ordering. It is followed by the second one, another 4-byte

[3] They don't seem like magic to me but looking at these values is how you would determine the identity of a file.

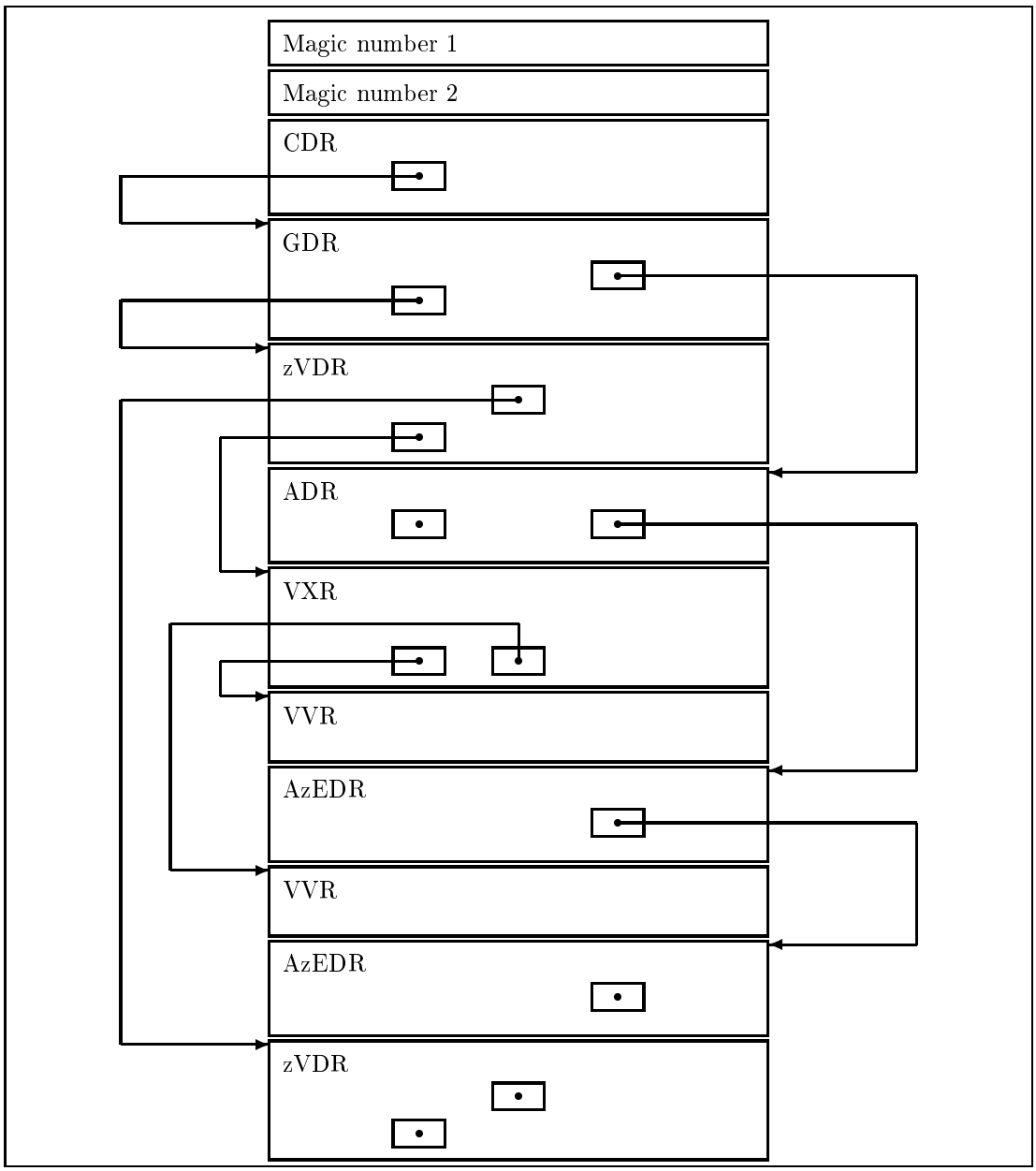

Figure 2.1: Example of an Uncompressed dotCDF File Arrangement

unsigned integer of `0x0000FFFF` for a regular CDF file[5] or `0xCCCC0001` for a compressed CDF file[6] at file offset `0x00000004`. The first internal record is stored at file offset `0x00000008`.

[4] Pre-V2.6, it is `0x0000FFFF`.
[5] That means an uncompressed CDF or a CDF with a selected variable(s) compressed
[6] Compression is not available for Pre-V2.6 CDFs. For Pre-V2.6, it is `0x0000FFFF`, repeated from the first number.

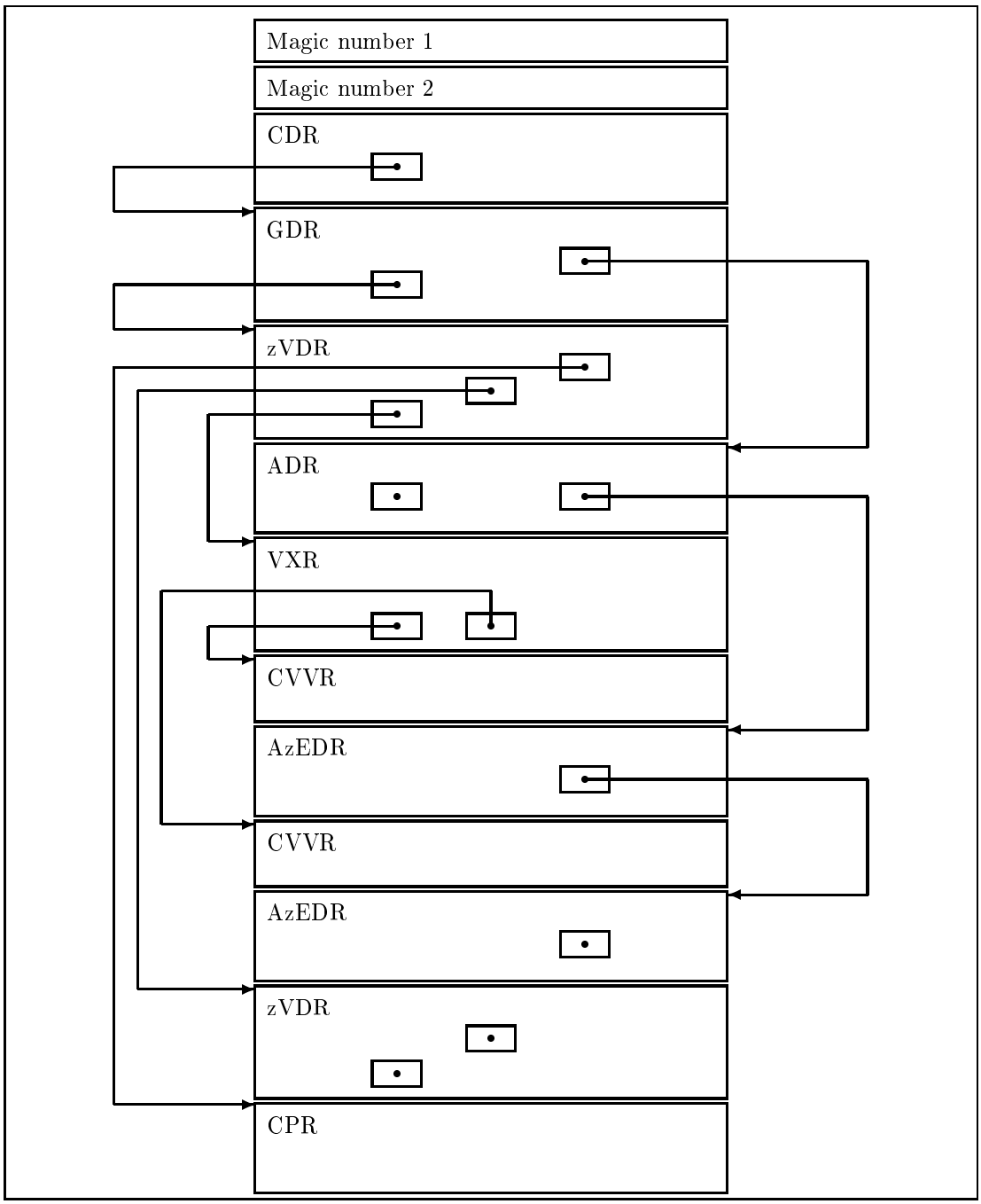

Figure 2.2: Example of a File Arrangement of a dotCDF File with a Compressed Variable

2.2 CDF Descriptor Record

All dotCDF files contain a single CDF Descriptor Record (CDR) at file offset `0x00000008`. The CDR contains general information about the CDF (as does the GDR described in Section 2.3).

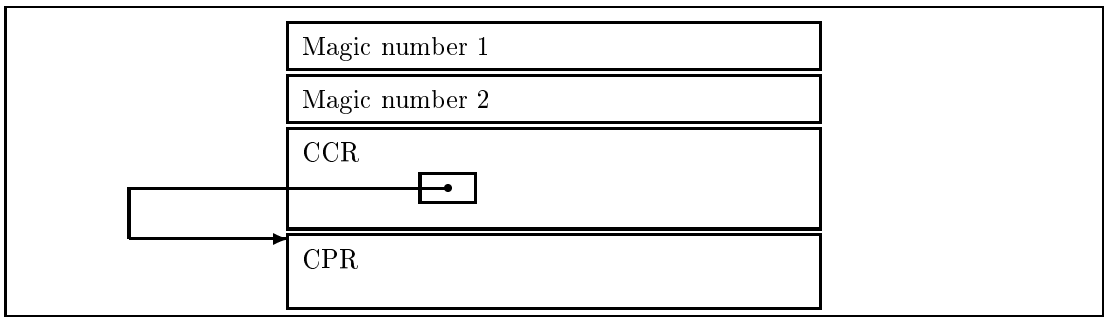

Figure 2.3: Example of a File Arrangement of a Fully Compressed dotCDF File

The CDR, as shown in Figure 2.4, contains the following contiguous fields...

`RecordSize` Signed 4-byte integer, big-endian byte ordering.
The size in bytes of this CDR (including this field).

`RecordType` Signed 4-byte integer, big-endian byte ordering.
The value `1` which identifies this as the CDR.

`GDRoffset` Signed 4-byte integer, big-endian byte ordering.
The file offset of the GDR. The GDR is described in Section 2.3.

`Version` Signed 4-byte integer, big-endian byte ordering.
The version of the CDF distribution (library) that created this CDF. CDF distributions are identified with four values: version, release, increment, and sub-increment. For example, CDF V2.5.8a is CDF version 2, release 5, increment 8, sub-increment 'a'. Note that the sub-increment is not stored in a CDF.

`Release` Signed 4-byte integer, big-endian byte ordering.
The release of the CDF distribution that created this CDF. See the `Version` field above.

`Encoding` Signed 4-byte integer, big-endian byte ordering.
The data encoding for attribute entry and variable values. Section 5.3 describes the supported data encodings and their corresponding internal values.

`Flags` Signed 4-byte integer, big-endian byte ordering.
Boolean flags, one per bit, describing some aspect of the CDF. Bit numbering is described in Chapter 5. The meaning of each bit is as follows...

0	The majority of variable values within a variable record. Variable records are described in Chapter 4. Set indicates row-majority. Clear indicates column-majority.
1	The file format of the CDF. Set indicates single-file. Clear indicates multi-file.
2-31	Reserved for future use. These bits are always clear.

`rfuA` Signed 4-byte integer, big-endian byte ordering.

Reserved for future use. Always set to zero (`0`).

`rfuB` Signed 4-byte integer, big-endian byte ordering.
Reserved for future use. Always set to zero (`0`).

`Increment` Signed 4-byte integer, big-endian byte ordering.
The increment of the CDF distribution that created this CDF. See the `Version` field above. Prior to CDF V2.1 this field was always set to zero (`0`).

`rfuD` Signed 4-byte integer, big-endian byte ordering.
Reserved for future use. Always set to negative one (`-1`).

`rfuE` Signed 4-byte integer, big-endian byte ordering.
Reserved for future use. Always set to negative one (`-1`).

`Copyright` Character string, ASCII character set.
The CDF copyright notice.[7] This consists of a string of characters containing one or more lines of text with each line of text separated by a newline character (`0x0A`). If the total number of characters in the copyright is less than the size of this field, a NUL character (`0x00`) will be used to terminate the string. In that case, the characters beyond the NUL-terminator (up to the size of this field) are undefined.
This field may be one of two sizes. Prior to CDF V2.5, this field consisted of `1945` characters (bytes).[8] Since the release of CDF V2.5 this field has been reduced to `256` characters (bytes).

Field	Size	Comments
`RecordSize`	4 bytes	
`RecordType`	4 bytes	
`GDRoffset`	4 bytes	
`Version`	4 bytes	
`Release`	4 bytes	
`Encoding`	4 bytes	
`Flags`	4 bytes	
`rfuA`	4 bytes	
`rfuB`	4 bytes	
`Increment`	4 bytes	
`rfuD`	4 bytes	
`rfuE`	4 bytes	
`Copyright`	variable	1945 or 256 bytes in length depending on the CDF distribution that created/modified the CDF.

Figure 2.4: CDF Descriptor Record (CDR)

[7] Well, sort of a copyright.
[8] Much of which was space reserved for future use. That future use never occurred.

2.3 Global Descriptor Record

All dotCDF files contain a single Global Descriptor Record (GDR) at the file offset contained in the `GDRoffset` field of the CDR (described in Section 2.2). The GDR contains general information about the CDF (as does the CDR).

The GDR, shown in Figure 2.5, contains the following contiguous fields...

`RecordSize` Signed 4-byte integer, big-endian byte ordering.
The size in bytes of this GDR (including this field).

`RecordType` Signed 4-byte integer, big-endian byte ordering.
The value 2 which identifies this as the GDR.

`rVDRhead` Signed 4-byte integer, big-endian byte ordering.
The file offset of the first rVariable Descriptor Record (rVDR). The first rVDR contains a file offset to the next rVDR and so on. An rVDR will exist for each rVariable in the CDF. This field will contain `0x00000000` if the CDF contains no rVariables. Beginning with CDF V2.1 the last rVDR will contain a file offset of `0x00000000` for the file offset of the next rVDR (to indicate the end of the rVDRs). Prior to CDF V2.1 the "next VDR" file offset in the last rVDR is undefined. rVDRs are described in Section 2.6.

`zVDRhead` Signed 4-byte integer, big-endian byte ordering.
The file offset of the first zVariable Descriptor Record (zVDR). The first zVDR contains a file offset to the next zVDR and so on. A zVDR will exist for each zVariable in the CDF. Because zVariables were not supported by CDF until CDF V2.2, prior to CDF V2.2 this field is undefined. Beginning with CDF V2.2 this field will contain either a file offset to the first zVDR or `0x00000000` if the CDF contains no zVariables. The last zVDR will always contain `0x00000000` for the file offset of the next zVDR (to indicate the end of the zVDRs). zVDRs are described in Section 2.6.

`ADRhead` Signed 4-byte integer, big-endian byte ordering.
The file offset of the first Attribute Descriptor Record (ADR). The first ADR contains a file offset to the next ADR and so on. An ADR will exist for each attribute in the CDF. This field will contain `0x00000000` if the CDF contains no attributes. Beginning with CDF V2.1 the last ADR will contain a file offset of `0x00000000` for the file offset of the next ADR (to indicate the end of the ADRs). Prior to CDF V2.1 the "next ADR" file offset in the last ADR is undefined. ADRs are described in Section 2.4.

`eof` Signed 4-byte integer, big-endian byte ordering.
The end-of-file (EOF) position in the dotCDF file. This is the file offset of the byte that is one beyond the last byte of the last internal record. (This value is also the total number of bytes used in the dotCDF file.) Prior to CDF V2.1, this field is undefined.

`NrVars` Signed 4-byte integer, big-endian byte ordering.
The number of rVariables in the CDF. This will correspond to the number of rVDRs in the dotCDF file.

`NumAttr` Signed 4-byte integer, big-endian byte ordering.

The number of attributes in the CDF. This will correspond to the number of ADRs in the dotCDF file.

`rMaxRec` Signed 4-byte integer, big-endian byte ordering.
The maximum rVariable record number in the CDF. Note that variable record numbers are numbered beginning with zero (`0`). If no rVariable records exist, this value will be negative one (`-1`).

`rNumDims` Signed 4-byte integer, big-endian byte ordering.
The number of dimensions for rVariables.

`NzVars` Signed 4-byte integer, big-endian byte ordering.
The number of zVariables in the CDF. This will correspond to the number of zVDRs in the dotCDF file. Prior to CDF V2.2 this value will always be zero (`0`).

`UIRhead` Signed 4-byte integer, big-endian byte ordering.
The file offset of the first Unused Internal Record (UIR). The first UIR contains the file offset of the next UIR and so on. The last UIR contains a file offset of `0x00000000` for the file offset of the next UIR (indicating the end of the UIRs). Prior to CDF V2.5 this field will always contain a file offset of `0x00000000` (indicating no UIRs). Internal records that are unused may exist, however, prior to CDF V2.5. They have slightly different contents than UIRs and will be discussed in Section 2.13 along with actual UIRs.

`rfuC` Signed 4-byte integer, big-endian byte ordering.
Reserved for future use. Always set to zero (`0`).

`rfuD` Signed 4-byte integer, big-endian byte ordering.
Reserved for future use. Always set to negative one (`-1`).

`rfuE` Signed 4-byte integer, big-endian byte ordering.
Reserved for future use. Always set to negative one (`-1`).

`rDimSizes` Signed 4-byte integers, big-endian byte ordering within each.
Zero or more contiguous rVariable dimension sizes depending on the value of the `rNumDims` field described above.

2.4 Attribute Descriptor Record

An Attribute Descriptor Record (ADR) contains a description of an attribute in a CDF. There will be one ADR per attribute. The `ADRhead` field of the GDR contains the file offset of the first ADR.

Each ADR, as shown in Figure 2.6, contains the following contiguous fields...

`RecordSize` Signed 4-byte integer, big-endian byte ordering.
The size in bytes of this ADR (including this field).

`RecordType` Signed 4-byte integer, big-endian byte ordering.
The value `4` which identifies this as an ADR.

Field	Size	Comments
RecordSize	4 bytes	
RecordType	4 bytes	
rVDRhead	4 bytes	
zVDRhead	4 bytes	
ADRhead	4 bytes	
eof	4 bytes	
NrVars	4 bytes	
NumAttr	4 bytes	
rMaxRec	4 bytes	
rNumDims	4 bytes	
NzVars	4 bytes	
UIRhead	4 bytes	
rfuC	4 bytes	
rfuD	4 bytes	
rfuE	4 bytes	
rDimSizes	variable	Size depends on rNumDims field. If zero rVariable dimensions, this field will not be present.

Figure 2.5: Global Descriptor Record (CDR)

`ADRnext` Signed 4-byte integer, big-endian byte ordering.
The file offset of the next ADR. Beginning with CDF V2.1 the last ADR will contain a file offset of `0x00000000` in this field (to indicate the end of the ADRs). Prior to CDF V2.1 this file offset is undefined in the last ADR.

`AgrEDRhead` Signed 4-byte integer, big-endian byte ordering.
The file offset of the first Attribute g/rEntry Descriptor Record (AgrEDR) for this attribute. The first AgrEDR contains a file offset to the next AgrEDR and so on. An AgrEDR will exist for each g/rEntry for this attribute. This field will contain `0x00000000` if the attribute has no g/rEntries. Beginning with CDF V2.1 the last AgrEDR will contain a file offset of `0x00000000` for the file offset of the next AgrEDR (to indicate the end of the AgrEDRs). Prior to CDF V2.1 the "next AgrEDR" file offset in the last AgrEDR is undefined.

Note that the term g/rEntry is used to refer to an entry that may be either a gEntry or an rEntry. The type of entry described by an AgrEDR depends on the scope of the corresponding attribute. AgrEDRs of a global-scoped attribute describe gEntries. AgrEDRs of a variable-scoped attribute describe rEntries.

`Scope` Signed 4-byte integer, big-endian byte ordering.
The intended scope of this attribute. The following internal values are possible...

1 Global scope.

2 Variable scope.

3 Global scope assumed.

4 Variable scope assumed.

Note that assumed scopes only exist prior to CDF V2.5.

`Num` Signed 4-byte integer, big-endian byte ordering.
This attribute's number. Attributes are numbered beginning with zero (`0`).

`NgrEntries` Signed 4-byte integer, big-endian byte ordering.
The number of g/rEntries for this attribute.

`MAXgrEntry` Signed 4-byte integer, big-endian byte ordering.
The maximum numbered g/rEntry for this attribute. g/rEntries are numbered beginning with zero (`0`). If there are no g/rEntries, this field will contain negative one (`-1`).

`rfuA` Signed 4-byte integer, big-endian byte ordering.
Reserved for future used. Always set to zero (`0`).

`AzEDRhead` Signed 4-byte integer, big-endian byte ordering.
The file offset of the first Attribute zEntry Descriptor Record (AzEDR) for this attribute. The first AzEDR contains a file offset to the next AzEDR and so on. An AzEDR will exist for each zEntry for this attribute. This field will contain `0x00000000` if this attribute has no zEntries. The last AzEDR will contain a file offset of `0x00000000` for the file offset of the next AzEDR (to indicate the end of the AzEDRs). Because zEntries were not supported by CDF until CDF V2.2, prior to CDF V2.2 this field will always contain a file offset of `0x00000000`.

`NzEntries` Signed 4-byte integer, big-endian byte ordering.
The number of zEntries for this attribute. Prior to CDF V2.2 this field will always contain a value of zero (`0`).

`MAXzEntry` Signed 4-byte integer, big-endian byte ordering.
The maximum numbered zEntry for this attribute. zEntries are numbered beginning with zero (`0`). Prior to CDF V2.2 this field will always contain a value of negative one (`-1`).

`rfuE` Signed 4-byte integer, big-endian byte ordering.
Reserved for future use. Always set to negative one (`-1`).

`Name` Character string, ASCII character set.
The name of this attribute. This field is always `64` bytes in length. If the number of characters in the name is less than `64`, a NUL character (`0x00`) will be used to terminate the string. In that case, the characters beyond the NUL-terminator (up to the size of this field) are undefined.

2.5 Attribute Entry Descriptor Record

An Attribute Entry Descriptor Record (AEDR) contains a description of an attribute entry. There are two types of AEDRs: AgrEDRs describing g/rEntries and AzEDRs describing zEntries.[9] The `AgrEDRhead`

[9] Because the only difference between AgrEDRs and AzEDRs is the value of the `RecordType` field, they will be referred to as AEDRs throughout this document.

Field	Size	Comments
RecordSize	4 bytes	
RecordType	4 bytes	
ADRnext	4 bytes	
AgrEDRhead	4 bytes	
Scope	4 bytes	
Num	4 bytes	
NgrEntries	4 bytes	
MAXgrEntry	4 bytes	
rfuA	4 bytes	
AzEDRhead	4 bytes	
NzEntries	4 bytes	
MAXzEntry	4 bytes	
rfuE	4 bytes	
Name	64 bytes	

Figure 2.6: Attribute Descriptor Record (ADR)

field of an ADR contains the file offset of the first AgrEDR for the corresponding attribute. Likewise, the `AzEDRhead` field of an ADR contains the file offset of the first AzEDR. The linked lists of AEDRs starting at `AgrEDRhead` and `AzEDRhead` will contain only AEDRs of that type — AgrEDRs or AzEDRs, respectively.

Note that the term g/rEntry is used to refer to an entry that may be either a gEntry or an rEntry. The type of entry described by an AgrEDR depends on the scope of the corresponding attribute. AgrEDRs of a global-scoped attribute describe gEntries. AgrEDRs of a variable-scoped attribute describe rEntries. The scope of an attribute is stored in the `Scope` field of the corresponding ADR.

Each AEDR, as shown in Figure 2.7, contains the following contiguous fields...

`RecordSize` Signed 4-byte integer, big-endian byte ordering.
The size in bytes of this AEDR (including this field).

`RecordType` Signed 4-byte integer, big-endian byte ordering.
Either the value `5` which identifies this as an AgrEDR or the value `9` if an AzEDR. Because zEntries were not supported until CDF V2.2, prior to CDF V2.2 AzEDRs will not occur in a dotCDF file.

`AEDRnext` Signed 4-byte integer, big-endian byte ordering.
The file offset of the next AEDR. Beginning with CDF V2.1 the last AEDR will contain a file offset of `0x00000000` in this field (to indicate the end of the AEDRs). Prior to CDF V2.1 this file offset is undefined in the last AEDR.[10]

`Num` Signed 4-byte integer, big-endian byte ordering.
The attribute number to which this entry corresponds. Attributes are numbered beginning with zero (`0`).

`DataType` Signed 4-byte integer, big-endian byte ordering.
The data type of this entry. The possible data type internal values are

[10] Note that prior to CDF V2.2 this only applies to AgrEDRs because zEntries were not yet supported.

described in Section 5.3.

`EntryNum` Signed 4-byte integer, big-endian byte ordering.
This entry's number. Entries are numbered beginning with zero (`0`).

`NumElems` Signed 4-byte integer, big-endian byte ordering.
The number of elements of the data type (specified by the `DataType` field) for this entry.

`rfuA` Signed 4-byte integer, big-endian byte ordering.
Reserved for future used. Always set to zero (`0`).

`rfuB` Signed 4-byte integer, big-endian byte ordering.
Reserved for future used. Always set to zero (`0`).

`rfuC` Signed 4-byte integer, big-endian byte ordering.
Reserved for future used. Always set to zero (`0`).

`rfuD` Signed 4-byte integer, big-endian byte ordering.
Reserved for future used. Always set to negative one (`-1`).

`rfuE` Signed 4-byte integer, big-endian byte ordering.
Reserved for future used. Always set to negative one (`-1`).

`Value` This entry's value. This consists of the number of elements (specified by the `NumElems` field) of the data type (specified by the `DataType` field). This can be thought of as a 1-dimensional array of values (stored contiguously). The size of this field is the product of the number of elements and the size in bytes of each element. The encoding of the elements depends on the data encoding of the CDF (which is contained in the `Encoding` field of the CDR). The possible encodings are described in Section 5.3.

Field	**Size**	**Comments**
`RecordSize`	4 bytes	
`RecordType`	4 bytes	
`AEDRnext`	4 bytes	
`AttrNum`	4 bytes	
`DataType`	4 bytes	
`Num`	4 bytes	
`NumElems`	4 bytes	
`rfuA`	4 bytes	
`rfuB`	4 bytes	
`rfuC`	4 bytes	
`rfuD`	4 bytes	
`rfuE`	4 bytes	
`Value`	variable	Size depends on the `DataType` and `NumElems` fields.

Figure 2.7: Attribute Entry Descriptor Record (AEDR)

2.6 Variable Descriptor Record

A Variable Descriptor Record (VDR) contains a description of a variable in a CDF. There are two types of VDRs: rVDRs describing rVariables and zVDRs describing zVariables.[11] The `rVDRhead` field of the GDR contains the file offset of the first rVDR. Likewise, the `zVDRhead` field of the GDR contains the file offset of the first zVDR. The linked lists of VDRs starting at `rVDRhead` and `zVDRhead` will contain only VDRs of that type — rVDRs or zVDRs, respectively. If this variable is compressed, a pointer to a Compressed Parameters Record (CPR) is set in the CPRorSPRoffset field.

Each VDR, as shown in Figure 2.8, contains the following contiguous fields...[12]

`RecordSize`	Signed 4-byte integer, big-endian byte ordering. The size in bytes of this VDR (including this field).
`RecordType`	Signed 4-byte integer, big-endian byte ordering. Either the value `3` which identifies this as an rVDR or the value `8` if a zVDR. Because zVariables were not supported until CDF V2.2, prior to CDF V2.2 zVDRs will not occur in a dotCDF file.
`VDRnext`	Signed 4-byte integer, big-endian byte ordering. The file offset of the next VDR. Beginning with CDF V2.1 the last VDR will contain a file offset of `0x00000000` in this field (to indicate the end of the VDRs). Prior to CDF V2.1 this file offset is undefined in the last VDR.[13]
`DataType`	Signed 4-byte integer, big-endian byte ordering. The data type of this entry. The possible data type internal values are described in Section 5.3.
`MaxRec`	Signed 4-byte integer, big-endian byte ordering. The maximum record number written to this variable. Variable records are numbered beginning at zero (`0`). If no records have been written to this variable, this field will contain negative one (`-1`).
`VXRhead`	Signed 4-byte integer, big-endian byte ordering. The file offset of the first Variable Index Record (VXR). VXRs are used in single-file CDFs to store the locations of Variable Value Records (VVRs). VVRs are used to store variable records in single-file CDFs. VXRs are described in Section 2.7 and VVRs are described in Section 2.8. The first VXR contains the file offset of the next VXR and so on. The last VXR contains a file offset of `0x00000000` for the file offset of the next VXR (to indicate the end of the VXRs). In single-file CDFs, if no records have been written to this variable, this field will contain a file offset of `0x00000000`. For multi-file CDFs variable records are stored in separate files and this field will always contain a file offset of `0x00000000`. The variable files of a multi-file CDF are described in Chapter 3.
`VXRtail`	Signed 4-byte integer, big-endian byte ordering.

[11] The term VDR is used when something applies to both rVDRs and zVDRs. The terms rVDR and zVDR will be used when a distinction must be made.
[12] With the exceptions for rVariables being noted.
[13] Note that prior to CDF V2.2 this only applies to rVDRs because zVariables were not yet supported.

The file offset of the last VXR. See the `VXRhead` field above for a description of VXRs.

`Flags` Signed 4-byte integer, big-endian byte ordering.
Boolean flags, one per bit, describing some aspect of this variable. Bit numbering is described in Chapter 5. The meaning of each bit is as follows...

0	The record variance of this variable. Set indicates a `TRUE` record variance. Clear indicates a `FALSE` record variance.
1	Whether or not a pad value is specified for this variable. Set indicates that a pad value has been specified. Clear indicates that a pad value has not been specified. The `PadValue` field described below is only present if a pad value has been specified.
2	Whether or not a compression method is applied to this variable. Set indicates that a compression has been used. Clear indicates that a compression has not been used. The `CPRorSPRoffset` field described below provides the offset of the Compressed Parameters Record if this compression bit is set.
3-31	Reserved for future use. These bits are always clear.

`sRecords` Signed 4-byte integer, big-endian byte ordering.
Type of sparse records: no sparserecords, padded sparserecords, or previous sparserecords.

`rfuB` Signed 4-byte integer, big-endian byte ordering.
Reserved for future use. Always set to zero (`0`).

`rfuC` Signed 4-byte integer, big-endian byte ordering.
Reserved for future use. Always set to negative one (`-1`).

`rfuF` Signed 4-byte integer, big-endian byte ordering.
Reserved for future use. Always set to negative one (`-1`).

`NumElems` Signed 4-byte integer, big-endian byte ordering.
The number of elements of the data type (specified by the `DataType` field) for this variable at each value.

`Num` Signed 4-byte integer, big-endian byte ordering.
This variable's number. Variables are numbered beginning with zero (`0`). Note that rVariables and zVariables are each numbered beginning with zero (`0`) and are considered two separate groups of variables.

`CPRorSPRoffset` Signed 4-byte integer, big-endian byte ordering.
CPR/SPR offset depending on bits set in 'Flags'. If neither compression nor sparse arrays, set to `0xFFFFFFFF`.

`BlockingFactor` Signed 4-byte integer, big-endian byte ordering.
Blocking factor for this variable.

`Name` Character string, ASCII character set.
The name of this variable. This field is always `64` bytes in length. If the number of characters in the name is less than `64`, a NUL character (`0x00`) will be used to terminate the string. In that case, the characters beyond the NUL-terminator (up to the size of this field) are undefined.

`zNumDims` Signed 4-byte integer, big-endian byte ordering.
The number of dimensions for this zVariable. This field will not be present if this is an rVDR (rVariable).

`zDimSizes` Signed 4-byte integers, big-endian byte ordering within each.
Zero or more contiguous dimension sizes for this zVariable depending on the value of the `zNumDims` field. This field will not be present if this is an rVDR (rVariable).

`DimVarys` Signed 4-byte integers, big-endian byte ordering within each.
Zero or more contiguous dimension variances. If this is an rVDR, the number of dimension variances will correspond to the value of the `rNumDims` field of the GDR. If this is a zVDR, the number of dimension variances will correspond to the value of the `zNumDims` field in this zVDR. A value of negative one (`-1`) indicates a `TRUE` dimension variance and a value of zero (`0`) indicates a `FALSE` dimension variance.

`PadValue` The variable's pad value. If bit 1 of the `Flags` field of this VDR is clear, then a pad value has not been specified for this variable and this field will not be present. If a pad value has been specified, the size of this field depends on the number of elements and the size of the data type. The encoding of the elements depends on the encoding of the CDF (which is contained in the `Encoding` field of the CDR). The possible encodings are described in Section 5.3.

2.7 Variable Index Record

Variable Index Records (VXRs) are used in single-file CDFs to store the file offsets of Variable Values Records (VVRs). VVRs contain a group of records written to a variable and are described in Section 2.8. VXRs (and VVRs) will not exist in the dotCDF file of a multi-file CDF (because the variable records are stored in separate files as described in Chapter 3).

The `VXRhead` field of a VDR in a single-file CDF contains the file offset of the first VXR for the corresponding variable. The first VXR contains the file offset of the next VXR and so on. As many VXRs as are necessary will exist (depending on the number of VVRs for the variable). The `VXRtail` field of a VDR contains the file offset of the last VXR for the corresponding variable.

Each VXR, as shown in Figure 2.9, contains the following contiguous fields...

`RecordSize` Signed 4-byte integer, big-endian byte ordering.
The size in bytes of this VXR (including this field).

`RecordType` Signed 4-byte integer, big-endian byte ordering.
The value `6` which identifies this as a VXR.

Field	Size	Comments
RecordSize	4 bytes	
RecordType	4 bytes	
VDRnext	4 bytes	
DataType	4 bytes	
MaxRec	4 bytes	
VXRhead	4 bytes	
VXRtail	4 bytes	
Flags	4 bytes	
sRecords	4 bytes	
rfuB	4 bytes	
rfuC	4 bytes	
rfuF	4 bytes	
NumElems	4 bytes	
Num	4 bytes	
CPRorSPRoffset	4 bytes	
BlockingFactor	4 bytes	
Name	64 bytes	
zNumDims	variable	4 bytes if a zVDR. Not present if an rVDR.
zDimSizes	variable	Size depends on the zNumDims field if a zVDR (but not present if zero dimensions). Not present if an rVDR.
DimVarys	variable	Size depends on the zNumDims field if a zVDR (but not present if zero dimensions). Size depends on the rNumDims field of the GDR if an rVDR (but not present if zero dimensions).
PadValue	variable	Size depends on DataType and NumElems fields. Not present if bit 1 of Flags field is not set.

Figure 2.8: Variable Descriptor Record (VDR)

`VXRnext` Signed 4-byte integer, big-endian byte ordering.
The file offset of the next VXR. The last VXR will contain a file offset of `0x00000000` in this field (to indicate the end of the VXRs).

`Nentries` Signed 4-byte integer, big-endian byte ordering.
The number of index entries in this VXR. This is the maximum number of VVRs that may be indexed using this VXR.

`NusedEntries` Signed 4-byte integer, big-endian byte ordering.
The number of index entries actually used in this VXR.

`First` Signed 4-byte integers, big-endian byte ordering within each.
This is a contiguous array of variable record numbers with each record number being the first variable record in the corresponding VVR. The size of this array depends on the value of the `Nentries` field. The $\mathtt{n}^{th}$ entry in this array corresponds to the $\mathtt{n}^{th}$ entry in the `Last` and `Offset` fields. Unused entries in this array contain `0xFFFFFFFF`. Note that variable records are numbered beginning with zero (`0`).

`Last` Signed 4-byte integers, big-endian byte ordering within each.
This is a contiguous array of variable record numbers with each record

number being the last variable record in the corresponding VVR. The size of this array depends on the value of the `Nentries` field. The nth entry in this array corresponds to the nth entry in the `First` and `Offset` fields. Unused entries in this array contain `0xFFFFFFFF`. Note that variable records are numbered beginning with zero (`0`).

`Offset` Signed 4-byte integers, big-endian byte ordering within each.
This is a contiguous array of file offsets with each being the file offset of the corresponding VVR. The size of this array depends on the value of the `Nentries` field. The nth entry in this array corresponds to the nth entry in the `First` and `Last` fields. Unused entries in this array contain `0xFFFFFFFF`.

Field	Size	Comments
`RecordSize`	4 bytes	
`RecordType`	4 bytes	
`VXRnext`	4 bytes	
`Nentries`	4 bytes	
`NusedEntries`	4 bytes	
`First`	variable	Size depends on the `Nentries` field.
`Last`	variable	Size depends on the `Nentries` field.
`Offset`	variable	Size depends on the `Nentries` field.

Figure 2.9: Variable Index Record (VXR)

Consider the following example VXR contents (for a variable having only one VXR)...

```
RecordSize:        140
RecordType:        6
VXRnext:       0x00000000
Nentries:      10
NusedEntries:  2
First:     0, 100, 0xFFFFFFFF, 0xFFFFFFFF, ...
Last:      99, 149, 0xFFFFFFFF, 0xFFFFFFFF, ...
Offset:    0x0000A400, 0x0000B554, 0xFFFFFFFF, 0xFFFFFFFF, ...
```

There are two index entries being used. The first indicates that variable records `0` through `99` are stored in the VVR at file offset `0x0000A400` and the second indicates that variable records `100` through `149` are stored in the VVR at file offset `0x0000B554`.

2.8 Variable Values Record

Variable Value Records (VVRs) are used to store one or more variable records in a single-file CDF. VVRs will not exist in multi-file CDFs (where variable records are stored in separate files). The contents of a variable record is described in Chapter 4.

Each VVR, as shown in Figure 2.10, contains the following contiguous fields...

`RecordSize` Signed 4-byte integer, big-endian byte ordering.
The size in bytes of this VVR (including this field).

`RecordType` Signed 4-byte integer, big-endian byte ordering.
The value `7` which identifies this as a VVR.

`Records` A group of one or more variable records. The record numbers in this group will be contiguous. The size of this field depends on the number of variable records in the group and the size of each record. The size of each record will be the same and depends on the dimensionality, dimension variances, data type, and number of elements per value of the corresponding variable. These properties are discussed in Chapter 4. The encoding of the values in each variable record depends on the encoding of the CDF (which is stored in the `Encoding` field of the CDR). The possible encodings are described in Chapter 5.

Field	Size	Comments
`RecordSize`	4 bytes	
`RecordType`	4 bytes	
`Records`	variable	Size depends on the number of variable records in this VVR and the variable's data type, number of elements per value, dimensionality, and dimension variances.

Figure 2.10: Variable Values Record (VVR)

2.9 Compressed CDF Record

A Compressed CDF Record (CCR) is used to store the data from a compressed single-file CDF. A CCR is created when the whole CDF is compressed. It will not be created if only variables (some or even all) are compressed. Only two internal records exist in a fully compressed CDF. Other than a CCR, another record is a Compression Parameters Record (`CPR`) which is pointed to by the CCR. The CPR provides the compression information, e.g., compression method and level, etc., used to compress the CDF file. A CCR will not exist in multi-file CDFs.

Each CCR, as shown in Figure 2.11, contains the following contiguous fields...

`RecordSize` Signed 4-byte integer, big-endian byte ordering.
The size in bytes of this CCR (including this field).

`RecordType` Signed 4-byte integer, big-endian byte ordering.
The value `10` which identifies this as a CCR.

`CPRoffset` Signed 4-byte integer, big-endian byte ordering.
File offset to the Compressed Parameters Record (CPR) (bytes).

`uSize` Signed 4-byte integer, big-endian byte ordering.
Size of the CDF in its uncompressed IRs form. This byte count does `NOT` include the magic numbers.

`rfuA` Signed 4-byte integer, big-endian byte ordering.
Reserved for future use. Set to zero.

`data` Compressed CDF data.

Field	Size	Comments
RecordSize	4 bytes	
RecordType	4 bytes	
CPRoffset	4 bytes	
uSize	4 bytes	
rfuA	4 bytes	
data	variable	Size is RecordSize - 20 bytes.

Figure 2.11: Compressed CDF Record (CCR)

2.10 Compressed Parameters Record

A Compressed Paramters Record (CPR) is used to keep the information as the compression method and level used to create a CDF or variable. This record is pointed to by either a CCR or a VDR. When a compression is applied to the whole CDF, the CPR is pointed to by the CCR. If a compression is only applied to a variable, a CPR is pointed to by a VDR. Currently, only Run-Length Encoding (RLE), Huffman (HUFF), Adaptive Huffman (AHUFF) and GNU GZIP compression algorithms are supported.[14]

Each CPR, as shown in Figure 2.12, contains the following contiguous fields...

`RecordSize` Signed 4-byte integer, big-endian byte ordering.
The size in bytes of this CPR (including this field).

`RecordType` Signed 4-byte integer, big-endian byte ordering.
The value `11` which identifies this as a CPR.

`cType` Signed 4-byte integer, big-endian byte ordering.
Type of compression.

`rfuA` Signed 4-byte integer, big-endian byte ordering.
Reserved for future use. Set to zero.

`pCount` Signed 4-byte integer, big-endian byte ordering.
Compression parameter count. Currently, it is `1`.

`cParms` Signed 4-byte integer, big-endian byte ordering.
Compression level. For RLE, HUFF and AHUFF, cParms[0] is 0. For GZIP, it is between 1 and 9.

[14] Due to a huge memory requirement, the GZIP compression is disabled for the PCs running the 16-bit DOS/Windows 3.x.

Field	Size	Comments
RecordSize	4 bytes	
RecordType	4 bytes	
cType	4 bytes	
rfuA	4 bytes	
pCount	4 bytes	
cParms	variable	Size depends on pCount

Figure 2.12: Compressed Paramters Record (CPR)

2.11 Sparseness Paramters Record

A Sparseness parameters Record (SPR) is used to store sparse array information used by a variable record in a CDF. Currently, it has not yet been implemented in the V2.6 distribtuion.

Each SPR, as shown in Figure 2.13, contains the following contiguous fields...

RecordSize	Signed 4-byte integer, big-endian byte ordering. The size in bytes of this SPR (including this field).
RecordType	Signed 4-byte integer, big-endian byte ordering. The value 11 which identifies this as a SPR.
sArraysType	Signed 4-byte integer, big-endian byte ordering. include the magic numbers.
rfuA	Signed 4-byte integer, big-endian byte ordering. Reserved for future use. Set to zero.
pCount	Signed 4-byte integer, big-endian byte ordering. Sparseness parameter count.
sArraysParms	Signed 4-byte integer, big-endian byte ordering. Parameters for sparseness arrays.

Field	Size	Comments
RecordSize	4 bytes	
RecordType	4 bytes	
sArraysType	4 bytes	
rfuA	4 bytes	
pCount	4 bytes	
sArraysParms	variable	Size depends on pCount.

Figure 2.13: Sparseness Parameters Record (SPR)

2.12 Compressed Variable Values Record

A Compressed Variable Values Record (CVVR) is used to store one section of compressed variable values records (VVRs) for a variable in a single-file CDF. This section of VVRs while uncompressed are contiguous in the physical file or scratch temporary file. CVVRs will not exist in multi-file CDFs.

Each CVVR, as shown in Figure 2.14, contains the following contiguous fields...

`RecordSize` Signed 4-byte integer, big-endian byte ordering.
The size in bytes of this CVVR (including this field).

`RecordType` Signed 4-byte integer, big-endian byte ordering.
The value `12` which identifies this as a CVVR.

`rfuA` Signed 4-byte integer, big-endian byte ordering.
Reserved for future use. Set to zero.

`cSize` Signed 4-byte integer, big-endian byte ordering.
Size in bytes of the compressed data which follows.

`data` Compressed data.

Field	Size	Comments
`RecordSize`	4 bytes	
`RecordType`	4 bytes	
`rfuA`	4 bytes	
`cSize`	4 bytes	
`data`	variable	Size is specified in `cSize`

Figure 2.14: Compressed Variable Values Record (CVVR)

2.13 Unused Internal Record

Internal records in the dotCDF file of a CDF may become unused due to a number of reasons. When that occurs, the internal record is marked as being unused and is placed on a double-linked list of Unused Internal Records (UIRs). The `UIRhead` field of the GDR contains the file offset of the first UIR. The first UIR contains the file offset of the next UIR and so on. The last UIR contains a file offset of `0x00000000` as the file offset of the next UIR (to indicate the end of the UIRs). Likewise, the last UIR contains the file offset of the previous UIR and so on. The first UIR contains a file offset of `0x00000000` as the file offset of the previous UIR (to indicate the start of the UIRs).

Each UIR, as shown in Figure 2.15, contains the following contiguous fields...

`RecordSize` Signed 4-byte integer, big-endian byte ordering.
The size in bytes of this UIR (including this field).

`RecordType` Signed 4-byte integer, big-endian byte ordering.
The value `-1` which identifies this as a UIR. (See the section on UUIRs below for a slight complication.)

`NextUIR` Signed 4-byte integer, big-endian byte ordering.
The file offset of the next UIR. The last UIR will contain a file offset of `0x00000000` in this field (to indicate the end of the UIRs).

`PrevUIR` Signed 4-byte integer, big-endian byte ordering.
The file offset of the previous UIR. The first UIR will contain a file offset of `0x00000000` in this field (to indicate the start of the UIRs).

`Remainder` Zero or more unused bytes which constitute the remainder of the UIR. The contents of this field are undefined.

Field	Size	Comments
`RecordSize`	4 bytes	
`RecordType`	4 bytes	
`NextUIR`	4 bytes	
`PrevUIR`	4 bytes	
`Remainder`	variable	Size depends on the size of this UIR.

Figure 2.15: Unused Internal Record (UIR)

It is possible to have internal records in the dotCDF file of a CDF that are unused but are not considered UIRs. Let's call them Unsociable Unused Internal Records (UUIRs) because they are not on the double-linked list of UIRs that begins at the file offset contained in the `UIRhead` field of the GDR. CDFs prior to CDF V2.5 will contain only UUIRs because UIRs were not yet supported. Beginning with CDF V2.5 UUIRs may also exist due to special circumstances (e.g, if an internal record that is no longer needed is less than 16 bytes which means that it is too small to be made a UIR).

Each UUIR, as shown in Figure 2.16, contains the following contiguous fields...

`RecordSize` Signed 4-byte integer, big-endian byte ordering.
The size in bytes of this UUIR (including this field).

`RecordType` Signed 4-byte integer, big-endian byte ordering.
The value `-1` which identifies this as a UUIR. Unfortunately this is the same value as that used for UIRs. UUIRs are distinguished from UIRs by the fact that they are not on the double-linked list of UIRs.

`Remainder` Zero or more unused bytes which constitute the remainder of the UUIR. The contents of this field are undefined.

Field	Size	Comments
`RecordSize`	4 bytes	
`RecordType`	4 bytes	
`Remainder`	variable	Size depends on the size of this UUIR.

Figure 2.16: Unsociable Unused Internal Record (UUIR)

Chapter 3

Variable Files

In multi-file CDFs, variable records are stored in separate files — one per variable. Assuming a base name of `<cdfname>`, the CDF would consist of the file named `<cdfname>.cdf`,[1] a file named `<cdfname>.v<i>` for each rVariable (where `<i>` is the rVariable number), and a file named `<cdfname>.z<j>` for each zVariable (where `<j>` is the zVariable number). Note that variables are numbered beginning with zero (`0`). For example, a multi-file CDF named `sample` having three rVariables would consist of the files `sample.cdf`, `sample.v0`, `sample.v1`, and `sample.v2`.

Within each variable file are stored the corresponding variable records. The variable records are stored contiguously beginning with record number zero (`0`) with no gaps in the record numbering. The number of records will correspond to the `MaxRec` field of the variable's VDR (described in Section 2.6). The size of each variable record will be the same and depends on the dimensionality, dimension variances, data type, and number of elements per value of the corresponding variable. These properties are discussed in Chapter 4. The encoding of the values in each variable record depends on the encoding of the CDF (which is stored in the `Encoding` field of the CDR). The possible encodings are described in Chapter 5.

[1] On VMS and DOS systems, the file names/extensions would be uppercase.

Chapter 4

Variable Records

Variable records contain the values written to a variable. Each variable record contains one variable array. The physical layout of a variable array depends on the dimensionality and dimension variances of the variable and the variable majority of the CDF. The dimensionality of an rVariable is contained in the `rNumDims` and `rDimSizes` fields of the GDR. The dimensionality of a zVariable is contained in the `zNumDims` and `rDimSizes` fields of the corresponding zVDR. Dimension variances are contained in the `DimVarys` field of the corresponding rVDR/zVDR. The CDF's variable majority is contained in bit 0 of the `Flags` field of the CDR. Note also that each variable array value consists of some number of elements of the variable's data type. A variable's data type and number of elements of that data type at each variable value are contained in the `DataType` and `NumElems` fields of the corresponding rVDR/zVDR.

Dimension variances allow a conceptual view of a physical variable array. For each array dimension, if the corresponding dimension variance is `TRUE`, then the dimension actually exists. If the dimension variance is `FALSE`, then the dimension is virtual and is not physically stored. This would probably be a good time for an example. Assume a variable with the following characteristics...

Data Type	`CDF_REAL4`
Number of Elements	`1`
Number of Dimensions	`2`
Dimension Sizes	`3,5`
Dimension Variances	`TRUE,FALSE`

The conceptual view of this variable array is that of a `3` by `5` 2-dimensional array (represented by the syntax `2:[3,5]`). The `TRUE,FALSE` dimension variances indicate that the first dimension is real (physically stored) but that the second dimension is virtual (not physically stored). When an application accesses a value in this variable array two dimension indices are specified, one per dimension (represented by the syntax `(i,j)` where `i` and `j` are the dimension indices). The first index is used to physically position to a value in the array (because the corresponding dimension variance is `TRUE`). The second index, however, is essentially ignored because the corresponding dimension variance of `FALSE` indicates that the second dimension is virtual and is not physically stored. Conceptually, all values along the second dimension are the same (and are the one value which is physically stored). This means that `(i,0)`, `(i,1)`, `(i,2)`, `(i,3)`, and `(i,4)` all map to the same physical location in the variable array for any given first dimension index (`i`). For this variable record stored at a file offset of `n` (in the dotCDF file or a variable file), the conceptual values would map to the physical values as follows...

File Offset of Physical Value	Indices of Conceptual Value(s)
n	(0,0),(0,1),(0,2),(0,3),(0,4)
n+4	(1,0),(1,1),(1,2),(1,3),(1,4)
n+8	(2,0),(2,1),(2,2),(2,3),(2,4)

Note that only three values are physically stored with each consisting of four bytes (which is the size of one element of the CDF_REAL4 data type).

Had the dimension variances been FALSE,TRUE instead, the conceptual to physical mapping would be as follows...

File Offset of Physical Value	Indices of Conceptual Value(s)
n	(0,0),(1,0),(2,0)
n+4	(0,1),(1,1),(2,1)
n+8	(0,2),(1,2),(2,2)
n+12	(0,3),(1,3),(2,3)
n+16	(0,4),(1,4),(2,4)

In this case five values are physically stored and it is along the first dimension that all values are conceptually the same.

It is not until two or more of the dimensions are physically stored (having dimension variances of TRUE) that the variable majority of the CDF has an effect. Row majority means that the first dimension changes slowest in the physical storage of the array and column majority means that the last dimension changes the slowest. Assume that in our example the dimension variances are TRUE,TRUE. The physical layout of the array values for each variable majority would be as follows...

File Offset of Physical Value	Indices of Conceptual Value(s), Row Majority	Indices of Conceptual Value(s), Column Majority
n	(0,0)	(0,0)
n+4	(0,1)	(1,0)
n+8	(0,2)	(2,0)
n+12	(0,3)	(0,1)
n+16	(0,4)	(1,1)
n+20	(1,0)	(2,1)
n+24	(1,1)	(0,2)
n+28	(1,2)	(1,2)
n+32	(1,3)	(2,2)
n+36	(1,4)	(0,3)
n+40	(2,0)	(1,3)
n+44	(2,1)	(2,3)
n+48	(2,2)	(0,4)
n+52	(2,3)	(1,4)
n+56	(2,4)	(2,4)

Note that an application's conceptual view of the variable array does not depend on the variable majority. When an application accesses the value at indices (i,j) the proper value will be accessed. The physical location of that value, however, depends very much on the variable majority of the CDF.

0-dimensional and 1-dimensional variables are relatively simple. The variable array of a 0-dimesional variable consists of one physically stored value. 1-dimensional variable arrays are stored as a vector of one or more physical values when the dimension variance is TRUE or just a single physically stored value when the

dimension variance is FALSE (with all of the values along the dimension being conceptually the same).

When a variable value consists of more than one element (e.g., character data having the CDF_CHAR data type), all of the elements of that value are stored contiguously with the first element being at the lowest file offset.

The size in bytes of a variable record is the product of the size in bytes of the data type, the number of elements of the data type at each variable value, and the size of each dimension having a variance of TRUE.

As a final example consider a variable with the following characteristics...

Data Type	CDF_CHAR
Number of Elements	5
Number of Dimensions	3
Dimension Sizes	2,3,4
Dimension Variances	TRUE,FALSE,TRUE

The conceptual value to physical value mapping for each majority would be as follows...

File Offset of Physical Value	Indices of Conceptual Value(s), Row Majority	Indices of Conceptual Value(s), Column Majority
n	(0,0,0),(0,1,0),(0,2,0)	(0,0,0),(0,1,0),(0,2,0)
n+5	(0,0,1),(0,1,1),(0,2,1)	(1,0,0),(1,1,0),(1,2,0)
n+10	(0,0,2),(0,1,2),(0,2,2)	(0,0,1),(0,1,1),(0,2,1)
n+15	(0,0,3),(0,1,3),(0,2,3)	(1,0,1),(1,1,1),(1,2,1)
n+20	(1,0,0),(1,1,0),(1,2,0)	(0,0,2),(0,1,2),(0,2,2)
n+25	(1,0,1),(1,1,1),(1,2,1)	(1,0,2),(1,1,2),(1,2,2)
n+30	(1,0,2),(1,1,2),(1,2,2)	(0,0,3),(0,1,3),(0,2,3)
n+35	(1,0,3),(1,1,3),(1,2,3)	(1,0,3),(1,1,3),(1,2,3)

In this example each variable record would consist of 40 bytes (which is the product of the size in bytes of one element of the data type [1], the number of elements of the data type at each variable value [5], the size of the first dimension [2], and the size of the last dimension [4]).

Chapter 5

Encodings

5.1 Data Representations

5.1.1 Bits

The following sections will refer to fields of one or more bits. In all cases the lowest numbered bit is the least significant.

5.1.2 Bytes

A byte consists of eight bits numbered 0 through 7 (with bit 0 being the least significant). When values consisting of more than one byte are referenced, the lowest numbered byte is stored at the lowest file offset. (The lowest numbered byte is not necessarily the least significant byte.)

5.1.3 Integers

Integers consist of one, two, or four bytes. 1-byte integers contain eight bits numbered 0 through 7. 2-byte integers contain 16 bits numbered 0 through 15. 4-byte integers contain 32 bits numbered 0 through 31. In each case bit 0 is the least significant bit.

Signed integers are stored in two's-complement binary notation. For 1-byte integers this provides a range of values from `-128` through `127`. For 2-byte integers this provides a range of values from `-32768` through `32767`. For 4-byte integers this provides a range of values from `-2147483648` through `2147483647`.

Unsigned integers are stored in binary notation. For 1-byte integers this provides a range of values from `0` through `255`. For 2-byte integers this provides a range of values from `0` through `65535`. For 4-byte integers this provides a range of values from `0` through `4294967295`.

Little-endian integers are stored with the least-significant byte first (i.e., at the lowest file offset) and big-endian integers are stored with the most-significant byte first. Table 5.1 illustrates little-endian and big-

endian byte orderings.

	Little-Endian		Big-Endian	
	Byte/Offset	Contents	Byte/Offset	Contents
2-byte integer	0	bits 0-7	0	bits 8-15
	1	bits 8-15	1	bits 0-7
4-byte integer	0	bits 0-7	0	bits 24-31
	1	bits 8-15	1	bits 16-23
	2	bits 16-23	2	bits 8-15
	3	bits 24-31	3	bits 0-7

Table 5.1: Little-Endian vs. Big-Endian

5.1.4 Floating-Point

Several floating-point encodings are possible in a CDF. Each is described in the following sections. Note that a loss of precision may occur when converting between the various encodings because of differences in the number of mantissa bits. Likewise, there are differences in the minimum and maximum magnitudes which may be represented because of differences in the number of exponent bits. Appendix A illustrates how the different single-precision floating-point encodings map to actual floating-point values and Appendix B illustrates the same for double-precision floating-point encodings.

IEEE 754 Single-Precision Floating-Point

IEEE[1] 754 single-precision floating-point values consist of four bytes containing one sign bit, eight exponent bits (numbered 0 through 7), and 23 mantissa bits (numbered 0 through 22). IEEE 754 single-precision floating-point values are stored in one of two ways: little-endian or big-endian. The arrangements of the bits are shown in Tables 5.2 and 5.3, respectively.

Byte/Offset	Bit(s)	Contents
0	0-7	mantissa bits 0-7
1	0-7	mantissa bits 8-15
2	0-6	mantissa bits 16-22
	7	exponent bit 0
3	0-6	exponent bits 1-7
	7	sign bit (negative if set)

Table 5.2: IEEE 754, Single-Precision Floating-Point, Little-Endian

Digital's `F_FLOAT` Single-Precision Floating-Point

Digital's[2] `F_FLOAT` single-precision floating-point values consist of four bytes containing one sign bit, eight exponent bits (numbered 0 through 7), and 23 mantissa bits (numbered 0 through 22). The arrangement of the bits is shown in Table 5.4.

[1] The Institute of Electrical and Electronics Engineers, Inc.
[2] Digital Equipment Corporation

Byte/Offset	Bit(s)	Contents
0	0-6	exponent bits 1-7
	7	sign bit (negative if set)
1	0-6	mantissa bits 16-22
	7	exponent bit 0
2	0-7	mantissa bits 8-15
3	0-7	mantissa bits 0-7

Table 5.3: IEEE 754, Single-Precision Floating-Point, Big-Endian

Byte/Offset	Bit(s)	Contents
0	0-6	mantissa bits 16-22
	7	exponent bit 0
1	0-6	exponent bits 1-7
	7	sign bit (negative if set)
2	0-7	mantissa bits 0-7
3	0-7	mantissa bits 8-15

Table 5.4: Digital's `F_FLOAT`, Single-Precision Floating-Point

IEEE 754 Double-Precision Floating-Point

IEEE 754 double-precision floating-point values consist of eight bytes containing one sign bit, eleven exponent bits (numbered 0 through 10), and 52 mantissa bits (numbered 0 through 51). IEEE 754 double-precision floating-point values are stored in one of two ways: little-endian or big-endian. The arrangements of the bits are shown in Tables 5.5 and 5.6, respectively.

Byte/Offset	Bit(s)	Contents
0	0-7	mantissa bits 0-7
1	0-7	mantissa bits 8-15
2	0-7	mantissa bits 16-23
3	0-7	mantissa bits 24-31
4	0-7	mantissa bits 32-39
5	0-7	mantissa bits 40-47
6	0-3	mantissa bits 48-51
	4-7	exponent bits 0-3
7	0-6	exponent bits 4-10
	7	sign bit (negative if set)

Table 5.5: IEEE 754, Double-Precision Floating-Point, Little-Endian

Digital's `D_FLOAT` Double-Precision Floating-Point

Digital's `D_FLOAT` double-precision floating-point values consist of eight bytes containing one sign bit, eight exponent bits (numbered 0 through 7), and 55 mantissa bits (numbered 0 through 54). The arrangement of the bits is shown in Table 5.7.

Byte/Offset	Bit(s)	Contents
0	0-6	exponent bits 4-10
	7	sign bit (negative if set)
1	0-3	mantissa bits 48-51
	4-7	exponent bits 0-3
2	0-7	mantissa bits 40-47
3	0-7	mantissa bits 32-39
4	0-7	mantissa bits 24-31
5	0-7	mantissa bits 16-23
6	0-7	mantissa bits 8-15
7	0-7	mantissa bits 0-7

Table 5.6: IEEE 754, Double-Precision Floating-Point, Big-Endian

Byte/Offset	Bit(s)	Contents
0	0-6	mantissa bits 48-54
	7	exponent bit 0
1	0-6	exponent bits 1-7
	7	sign bit (negative if set)
2	0-7	mantissa bits 32-39
3	0-7	mantissa bits 40-47
4	0-7	mantissa bits 16-23
5	0-7	mantissa bits 24-31
6	0-7	mantissa bits 0-7
7	0-7	mantissa bits 8-15

Table 5.7: Digital's `D_FLOAT`, Double-Precision Floating-Point

Digital's `G_FLOAT` Double-Precision Floating-Point

Digital's `G_FLOAT` double-precision floating-point values consist of eight bytes containing one sign bit, eleven exponent bits (numbered 0 through 10), and 52 mantissa bits (numbered 0 through 51). The arrangement of the bits is shown in Table 5.8.

Byte/Offset	Bit(s)	Contents
0	0-3	mantissa bits 48-51
	4-7	exponent bits 0-3
1	0-6	exponent bits 4-10
	7	sign bit (negative if set)
2	0-7	mantissa bits 32-39
3	0-7	mantissa bits 40-47
4	0-7	mantissa bits 16-23
5	0-7	mantissa bits 24-31
6	0-7	mantissa bits 0-7
7	0-7	mantissa bits 8-15

Table 5.8: Digital's `G_FLOAT`, Double-Precision Floating-Point

5.2 Control Information

Two types of data are stored in a CDF — control information and application data. Control information is used to manage the application data stored in a CDF. A user application generally does not have access to the control information.[3] Throughout this document, individual pieces of control information will also be referred to as "internal values."

5.2.1 Integer Values

Integer control information is stored in 4-byte signed or unsigned integers with big-endian byte ordering. Two's-complement is used for signed integers.

5.2.2 Character Strings

Character string control information is stored using the ASCII character set. The character strings are `NUL`-terminated[4] unless the number of characters is exactly equal to the size of the field containing the character string.

5.3 Application Data

Application data consists of attribute entry values (commonly referred to as "metadata") and variable values (simply referred to as "data"). Note that some of the control information stored in a CDF could also be considered application metadata (e.g., attribute and variable names, the CDF's data encoding and variable majority, and variable dimensionalities). For the purpose of this document, however, these internal values will be considered control information.

Application data values are stored according to the data encoding of the CDF. A CDF's data encoding is stored in the CDF Descriptor Record (CDR) described in Section 2.2. Application data values are also stored as one of the supported CDF data types. Table 5.9 lists the supported data types and the corresponding internal values used to identify each data type.

The possible data encodings for a CDF correspond to the platforms on which the CDF software distribution is supported. Table 5.10 lists the currently supported data encodings along with the corresponding internal values used to identify each data encoding.

Table 5.11 shows how each of the supported data types are stored for a particular data encoding. Note that many of the data encodings are actually stored in the same way. Table 5.11 shows the equivalent data encodings.

[3] An exception to this would be the indexing statistics provided to an application by the CDF library for variables in a single-file CDF.

[4] The ASCII `NUL` character (an integer value of `0x00`).

Data Type	Internal Value	Description
CDF_INT1	1	1-byte, signed integer.
CDF_INT2	2	2-byte, signed integer.
CDF_INT4	4	4-byte, signed integer.
CDF_UINT1	11	1-byte, unsigned integer.
CDF_UINT2	12	2-byte, unsigned integer.
CDF_UINT4	14	4-byte, unsigned integer.
CDF_BYTE[a]	41	1-byte, signed integer.
CDF_REAL4	21	4-byte, single-precision floating-point.
CDF_REAL8	22	8-byte, double-precision floating-point.
CDF_FLOAT[b]	44	4-byte, single-precision floating-point.
CDF_DOUBLE[c]	45	8-byte, double-precision floating-point.
CDF_EPOCH[d]	31	8-byte, double-precision floating-point.
CDF_CHAR	51	1-byte, signed character (ASCII).[e]
CDF_UCHAR	52	1-byte, unsigned character (ASCII).[e]

[a] CDF_BYTE values are equivalent to CDF_INT1 values.
[b] CDF_FLOAT values are equivalent to CDF_REAL4 values.
[c] CDF_DOUBLE values are equivalent to CDF_REAL8 values.
[d] CDF_EPOCH values are equivalent to CDF_REAL8 values. CDF_EPOCH is used to store date/time values (as the number of milliseconds since 1-Jan-0000 00:00:00.000).
[e] Both signed and unsigned character data types are provided for applications that may want to distinguish between the two. Note that attribute entries and variable values of this type are never NUL-terminated.

Table 5.9: Supported Data Types

Data Encoding	Internal Value	Description
NETWORK_ENCODING	1	XDR[a] representation.
SUN_ENCODING	2	Sun representation.
VAX_ENCODING	3	VAX representation.
DECSTATION_ENCODING	4	DECstation representation.
SGi_ENCODING	5	SGi representation.
IBMPC_ENCODING	6	IBM PC representation.
IBMRS_ENCODING	7	IBM RS-6000 representation.
MAC_ENCODING	9	Macintosh representation.
HP_ENCODING	11	HP 9000 series representation.
NeXT_ENCODING	12	NeXT representation.
ALPHAOSF1_ENCODING	13	DEC Alpha/OSF1 representation.
ALPHAVMSd_ENCODING	14	DEC Alpha/OpenVMS representation. Double-precision floating-point values in D_FLOAT encoding.
ALPHAVMSg_ENCODING	15	DEC Alpha/OpenVMS representation. Double-precision floating-point values in G_FLOAT encoding.
ALPHAVMSi_ENCODING	16	DEC Alpha/OpenVMS representation. Single/Double-precision floating-point values in IEEE 754 encoding.

[a] eXternal Data Representation.

Table 5.10: Supported Data Encodings

Data Encoding(s)[a]	Data Type(s)					
	CDF_BYTE CDF_INT1 CDF_UINT1	CDF_INT2 CDF_UINT2	CDF_INT4 CDF_UINT4	CDF_REAL4 CDF_FLOAT	CDF_REAL8 CDF_DOUBLE CDF_EPOCH	CDF_CHAR CDF_UCHAR
NETWORK SUN HP NeXT MAC SGi IBMRS	1-byte integer	2-byte integer, big-endian	4-byte integer, big-endian	IEEE 754 single-precision floating-point, big-endian	IEEE 754 double-precision floating-point, big-endian	ASCII character set
DECSTATION IBMPC ALPHAOSF1 ALPHAVMSi	1-byte integer	2-byte integer, little-endian	4-byte integer, little-endian	IEEE 754 single-precision floating-point, little-endian	IEEE 754 double-precision floating-point, little-endian	ASCII character set
VAX ALPHAVMSd	1-byte integer	2-byte integer, little-endian	4-byte integer, little-endian	Digital's F_FLOAT single-precision floating-point	Digital's D_FLOAT double-precision floating-point	ASCII character set
ALPHAVMSg	1-byte integer	2-byte integer, little-endian	4-byte integer, little-endian	Digital's F_FLOAT single-precision floating-point	Digital's G_FLOAT double-precision floating-point	ASCII character set

[a] _ENCODING is implied at the end of each encoding.

Table 5.11: Data Encodings vs. Data Types

Appendix A

Single-Precision Floating-Point

This appendix presents the exponent and mantissa values for a variety of single-precision floating-point values using Digital's `F_FLOAT` and the IEEE 754 encoding. The sign bit is not shown but when the sign bit is clear (`0x0`) the floating-point value is positive and when the sign bit is set (`0x1`) the value is negative. Section 5.1.4 illustrates how these exponent and mantissa values are arranged in a particular single-precision floating-point value.

	Digital's F_FLOAT		**IEEE 754**	
Value	**Exp.**	**Mantissa**	**Exp.**	**Mantissa**
0.0000000000e+00	0x00	0x000000[1]	0x00	0x000000
0.0000000000e+00	0x00	0x000001[1]		
0.0000000000e+00	0x00	0x000002[1]		
.				
.				
.				
0.0000000000e+00	0x00	0x7FFFFE[1]		
0.0000000000e+00	0x00	0x7FFFFF[1]		
1.4012984643e-45			0x00	0x000001
2.8025969286e-45			0x00	0x000002
4.2038953930e-45			0x00	0x000003
5.6051938573e-45			0x00	0x000004
.				
.				
.				
2.9387302719e-39			0x00	0x1FFFFC
2.9387316732e-39			0x00	0x1FFFFD
2.9387330745e-39			0x00	0x1FFFFE
2.9387344758e-39			0x00	0x1FFFFF

2.9387358771e-39	0x01	0x000000	0x00	0x200000
2.9387362274e-39	0x01	0x000001		
2.9387365777e-39	0x01	0x000002		
2.9387369280e-39	0x01	0x000003		
2.9387372784e-39	0x01	0x000004	0x00	0x200001
2.9387376287e-39	0x01	0x000005		
2.9387379790e-39	0x01	0x000006		
2.9387383293e-39	0x01	0x000007		
2.9387386797e-39	0x01	0x000008	0x00	0x200002
.				
.				
.				
5.8774689515e-39	0x01	0x7FFFF8	0x00	0x3FFFFE
5.8774693018e-39	0x01	0x7FFFF9		
5.8774696522e-39	0x01	0x7FFFFA		
5.8774700025e-39	0x01	0x7FFFFB		
5.8774703528e-39	0x01	0x7FFFFC	0x00	0x3FFFFF
5.8774707031e-39	0x01	0x7FFFFD		
5.8774710535e-39	0x01	0x7FFFFE		
5.8774714038e-39	0x01	0x7FFFFF		
5.8774717541e-39	0x02	0x000000	0x00	0x400000
5.8774724548e-39	0x02	0x000001		
5.8774731554e-39	0x02	0x000002	0x00	0x400001
5.8774738561e-39	0x02	0x000003		
5.8774745567e-39	0x02	0x000004	0x00	0x400002
.				
.				
.				
1.1754939304e-38	0x02	0x7FFFFA	0x00	0x7FFFFD
1.1754940005e-38	0x02	0x7FFFFB		
1.1754940706e-38	0x02	0x7FFFFC	0x00	0x7FFFFE
1.1754941406e-38	0x02	0x7FFFFD		
1.1754942107e-38	0x02	0x7FFFFE	0x00	0x7FFFFF
1.1754942808e-38	0x02	0x7FFFFF		
1.1754943508e-38	0x03	0x000000	0x01	0x000000
1.1754944910e-38	0x03	0x000001	0x01	0x000001
1.1754946311e-38	0x03	0x000002	0x01	0x000002
1.1754947712e-38	0x03	0x000003	0x01	0x000003
.				
.				
.				
1.7014114290e+38	0xFF	0x7FFFFC	0xFD	0x7FFFFC
1.7014115304e+38	0xFF	0x7FFFFD	0xFD	0x7FFFFD
1.7014116318e+38	0xFF	0x7FFFFE	0xFD	0x7FFFFE
1.7014117332e+38	0xFF	0x7FFFFF	0xFD	0x7FFFFF

1.7014118346e+38	0xFE	0x000000
1.7014120374e+38	0xFE	0x000001
1.7014122403e+38	0xFE	0x000002
1.7014124431e+38	0xFE	0x000003
.		
.		
.		
3.4028228579e+38	0xFE	0x7FFFFC
3.4028230607e+38	0xFE	0x7FFFFD
3.4028232636e+38	0xFE	0x7FFFFE
3.4028234664e+38	0xFE	0x7FFFFF
Infinity	0xFF	0x000000[2]
NaN	0xFF	0x000001[3]
NaN	0xFF	0x000002[3]
.		
.		
.		
NaN	0xFF	0x7FFFFE[3]
NaN	0xFF	0x7FFFFF[3]

Note that not all single-precision floating-point values can be represented in both encodings. Several ranges of floating-point values, as well as some individual values, are of interest...

`0.0000000000e+00`

When an `F_FLOAT` value has an exponent of `0x00`, the floating-point value represented is `0.0000000000e+00` regardless of the value of the mantissa.

`1.4012984643e-45` through `2.9387344758e-39`

These values can only be represented with the IEEE 754 encoding. Their magnitudes are too small for the `F_FLOAT` encoding.

`2.9387358771e-39` through `5.8774714038e-39`

The `F_FLOAT` encoding has more precision in this range. Four times as many `F_FLOAT` values fall into this range as do IEEE 754 values.

`5.8774717541e-39` through `1.1754942808e-38`

The `F_FLOAT` encoding also has more precision in this range. Twice as many `F_FLOAT` values fall into this range as do IEEE 754 values.

`1.1754943508e-38` through `1.7014117332e+38`

The `F_FLOAT` and IEEE 754 encodings have equal precision through this range.

[1] If the sign bit is set (`-0.0`), a `%SYSTEM-F-ROPRAND` fatal error (on VAXes running VMS/OpenVMS) or a `%SYSTEM-F-HPARITH` fatal error (on DEC Alphas running OpenVMS) will occur if the value is used.

[2] `-Infinity` if the sign bit is set.

[3] `-NaN` if the sign bit is set.

`1.7014118346e+38` through `3.4028234664e+38`

These values can only be represented with the IEEE 754 encoding. Their magnitudes are too large for the `F_FLOAT` encoding.

`Infinity`

This value exists only in the IEEE 754 encoding.

`NaN`

Not a Number. These non-values exist only in the IEEE 754 encoding.

Appendix B

Double-Precision Floating-Point

This appendix presents the exponent and mantissa values for a variety of double-precision floating-point values using Digital's `G_FLOAT`, Digital's `D_FLOAT`, and the IEEE 754 encoding. The sign bit is not shown but when the sign bit is clear (`0x0`) the floating-point value is positive and when the sign bit is set (`0x1`) the value is negative. Section 5.1.4 illustrates how these exponent and mantissa values are arranged in a particular double-precision floating-point value.

	Digital's G_FLOAT		**Digital's D_FLOAT**		**IEEE 754**	
Value	**Exp.**	**Mantissa**	**Exp.**	**Mantissa**	**Exp.**	**Mantissa**
0.00000000000000000e+000	0x000	0x0000000000000[1]	0x000	0x00000000000000[1]	0x000	0x0000000000000
0.00000000000000000e+000	0x000	0x0000000000001[1]	0x000	0x00000000000001[1,2]		
0.00000000000000000e+000	0x000	0x0000000000002[1]	0x000	0x00000000000002[1,2]		
.						
.						
.						
0.00000000000000000e+000	0x000	0xFFFFFFFFFFFFE[1]	0x000	0x7FFFFFFFFFFFFE[1,2]		
0.00000000000000000e+000	0x000	0xFFFFFFFFFFFFF[1]	0x000	0x7FFFFFFFFFFFFF[1,2]		
4.94065645841246544e-324					0x000	0x0000000000001
9.88131291682493088e-324					0x000	0x0000000000002
.						
.						
.						
5.56268464626799358e-309					0x000	0x3FFFFFFFFFFFE
5.56268464626799852e-309					0x000	0x3FFFFFFFFFFFF
5.56268464626800346e-309	0x001	0x0000000000000			0x000	0x4000000000000
5.56268464626800469e-309	0x001	0x0000000000001				
5.56268464626800593e-309	0x001	0x0000000000002				
5.56268464626800716e-309	0x001	0x0000000000003				

```
5.56268464626800840e-309 0x001 0x0000000000004                          0x000 0x4000000000001
5.56268464626800963e-309 0x001 0x0000000000005
5.56268464626801087e-309 0x001 0x0000000000006
5.56268464626801210e-309 0x001 0x0000000000007
5.56268464626801334e-309 0x001 0x0000000000008                          0x000 0x4000000000002
           .
           .
           .

1.11253692925359970e-308 0x001 0xFFFFFFFFFFFF8                          0x000 0x7FFFFFFFFFFE
1.11253692925359983e-308 0x001 0xFFFFFFFFFFFF9
1.11253692925359995e-308 0x001 0xFFFFFFFFFFFFA
1.11253692925360007e-308 0x001 0xFFFFFFFFFFFFB
1.11253692925360020e-308 0x001 0xFFFFFFFFFFFFC                          0x000 0x7FFFFFFFFFFF
1.11253692925360032e-308 0x001 0xFFFFFFFFFFFFD
1.11253692925360044e-308 0x001 0xFFFFFFFFFFFFE
1.11253692925360057e-308 0x001 0xFFFFFFFFFFFFF

1.11253692925360069e-308 0x002 0x0000000000000                          0x000 0x8000000000000
1.11253692925360094e-308 0x002 0x0000000000001
1.11253692925360119e-308 0x002 0x0000000000002                          0x000 0x8000000000001
1.11253692925360143e-308 0x002 0x0000000000003
1.11253692925360168e-308 0x002 0x0000000000004                          0x000 0x8000000000002
           .
           .
           .

2.22507385850719990e-308 0x002 0xFFFFFFFFFFFFA                          0x000 0xFFFFFFFFFFFFD
2.22507385850720015e-308 0x002 0xFFFFFFFFFFFFB
2.22507385850720039e-308 0x002 0xFFFFFFFFFFFFC                          0x000 0xFFFFFFFFFFFFE
2.22507385850720064e-308 0x002 0xFFFFFFFFFFFFD
2.22507385850720089e-308 0x002 0xFFFFFFFFFFFFE                          0x000 0xFFFFFFFFFFFFF
2.22507385850720114e-308 0x002 0xFFFFFFFFFFFFF

2.22507385850720138e-308 0x003 0x0000000000000                          0x001 0x0000000000000
2.22507385850720188e-308 0x003 0x0000000000001                          0x001 0x0000000000001
           .
           .
           .

2.93873587705571812e-039 0x380 0xFFFFFFFFFFFFE                          0x37E 0xFFFFFFFFFFFFE
2.93873587705571844e-039 0x380 0xFFFFFFFFFFFFF                          0x37E 0xFFFFFFFFFFFFF

2.93873587705571877e-039 0x381 0x0000000000000  0x001 0x00000000000000  0x37F 0x0000000000000
2.93873587705571885e-039                        0x001 0x00000000000001
2.93873587705571893e-039                        0x001 0x00000000000002
2.93873587705571901e-039                        0x001 0x00000000000003
2.93873587705571910e-039                        0x001 0x00000000000004
2.93873587705571918e-039                        0x001 0x00000000000005
2.93873587705571926e-039                        0x001 0x00000000000006
2.93873587705571934e-039                        0x001 0x00000000000007
```

```
2.93873587705571942e-039 0x381 0x0000000000001  0x001 0x00000000000008  0x37F 0x0000000000001
2.93873587705571950e-039                        0x001 0x00000000000009
2.93873587705571959e-039                        0x001 0x0000000000000A
2.93873587705571967e-039                        0x001 0x0000000000000B
2.93873587705571975e-039                        0x001 0x0000000000000C
2.93873587705571983e-039                        0x001 0x0000000000000D
2.93873587705571991e-039                        0x001 0x0000000000000E
2.93873587705571999e-039                        0x001 0x0000000000000F
2.93873587705572007e-039 0x381 0x0000000000002  0x001 0x00000000000010  0x37F 0x0000000000002
2.93873587705572016e-039                        0x001 0x00000000000011
2.93873587705572024e-039                        0x001 0x00000000000012
2.93873587705572032e-039                        0x001 0x00000000000013
2.93873587705572040e-039                        0x001 0x00000000000014
           .
           .
           .

5.87747175411143623e-039 0x381 0xFFFFFFFFFFFFE  0x001 0x7FFFFFFFFFFFF0  0x37F 0xFFFFFFFFFFFFE
5.87747175411143632e-039                        0x001 0x7FFFFFFFFFFFF1
5.87747175411143640e-039                        0x001 0x7FFFFFFFFFFFF2
5.87747175411143648e-039                        0x001 0x7FFFFFFFFFFFF3
5.87747175411143656e-039                        0x001 0x7FFFFFFFFFFFF4
5.87747175411143664e-039                        0x001 0x7FFFFFFFFFFFF5
5.87747175411143672e-039                        0x001 0x7FFFFFFFFFFFF6
5.87747175411143681e-039                        0x001 0x7FFFFFFFFFFFF7
5.87747175411143689e-039 0x381 0xFFFFFFFFFFFFF  0x001 0x7FFFFFFFFFFFF8  0x37F 0xFFFFFFFFFFFFF
5.87747175411143697e-039                        0x001 0x7FFFFFFFFFFFF9
5.87747175411143705e-039                        0x001 0x7FFFFFFFFFFFFA
5.87747175411143713e-039                        0x001 0x7FFFFFFFFFFFFB
5.87747175411143721e-039                        0x001 0x7FFFFFFFFFFFFC
5.87747175411143730e-039                        0x001 0x7FFFFFFFFFFFFD
5.87747175411143738e-039                        0x001 0x7FFFFFFFFFFFFE
5.87747175411143746e-039                        0x001 0x7FFFFFFFFFFFFF
           .
           .
           .

1.70141183460469182e+038                        0x0FF 0x7FFFFFFFFFFFEB
1.70141183460469185e+038                        0x0FF 0x7FFFFFFFFFFFEC
1.70141183460469187e+038                        0x0FF 0x7FFFFFFFFFFFED
1.70141183460469189e+038                        0x0FF 0x7FFFFFFFFFFFEE
1.70141183460469192e+038                        0x0FF 0x7FFFFFFFFFFFEF
1.70141183460469194e+038 0x47F 0xFFFFFFFFFFFFE  0x0FF 0x7FFFFFFFFFFFF0  0x47D 0xFFFFFFFFFFFFE
1.70141183460469196e+038                        0x0FF 0x7FFFFFFFFFFFF1
1.70141183460469199e+038                        0x0FF 0x7FFFFFFFFFFFF2
1.70141183460469201e+038                        0x0FF 0x7FFFFFFFFFFFF3
1.70141183460469203e+038                        0x0FF 0x7FFFFFFFFFFFF4
1.70141183460469206e+038                        0x0FF 0x7FFFFFFFFFFFF5
1.70141183460469208e+038                        0x0FF 0x7FFFFFFFFFFFF6
1.70141183460469210e+038                        0x0FF 0x7FFFFFFFFFFFF7
1.70141183460469213e+038 0x47F 0xFFFFFFFFFFFFF  0x0FF 0x7FFFFFFFFFFFF8  0x47D 0xFFFFFFFFFFFFF
```

```
1.70141183460469215e+038                        0x0FF 0x7FFFFFFFFFFFF9
1.70141183460469218e+038                        0x0FF 0x7FFFFFFFFFFFFA
1.70141183460469220e+038                        0x0FF 0x7FFFFFFFFFFFFB
1.70141183460469222e+038                        0x0FF 0x7FFFFFFFFFFFFC[3]
1.70141183460469225e+038                        0x0FF 0x7FFFFFFFFFFFFD[3]
1.70141183460469227e+038                        0x0FF 0x7FFFFFFFFFFFFE[3]
1.70141183460469229e+038                        0x0FF 0x7FFFFFFFFFFFFF[3]

1.70141183460469232e+038 0x480 0x0000000000000                          0x47E 0x0000000000000
1.70141183460469270e+038 0x480 0x0000000000001                          0x47E 0x0000000000001
           .
           .
           .

8.98846567431157754e+307 0x7FF 0xFFFFFFFFFFFFE                          0x7FD 0xFFFFFFFFFFFFE
8.98846567431157854e+307 0x7FF 0xFFFFFFFFFFFFF                          0x7FD 0xFFFFFFFFFFFFF

8.98846567431157954e+307                                                0x7FE 0x0000000000000
8.98846567431158153e+307                                                0x7FE 0x0000000000001
           .
           .
           .

1.79769313486231551e+308                                                0xF7E 0xFFFFFFFFFFFFE
1.79769313486231571e+308                                                0xF7E 0xFFFFFFFFFFFFF

Infinity                                                                0x7FF 0x0000000000000[4]

NaN                                                                     0x7FF 0x0000000000001[5]
NaN                                                                     0x7FF 0x0000000000002[5]
 .
 .
 .

NaN                                                                     0x7FF 0xFFFFFFFFFFFFE[5]
NaN                                                                     0x7FF 0xFFFFFFFFFFFFF[5]
```

Note that not all double-precision floating-point values can be represented in all encodings. Several ranges of floating-point values, as well as some individual values, are of interest...

`0.0000000000e+00`

When a `G_FLOAT` or `D_FLOAT` value has an exponent of `0x00`, the floating-point value represented is `0.00000000000000000e+00` regardless of the value of the mantissa.

[1] If the sign bit is set (`-0.0`), a `%SYSTEM-F-ROPRAND` fatal error (on VAXes running VMS/OpenVMS) or a `%SYSTEM-F-HPARITH` fatal error (on DEC Alphas running OpenVMS) will occur if the value is used.

[2] Even if the sign bit is clear, a `%SYSTEM-F-HPARITH` fatal error will occur if the value is used on a DEC Alpha running OpenVMS.

[3] If the sign bit is set or clear, a `%SYSTEM-F-HPARITH` fatal error will occur if the value is used on a DEC Alpha running OpenVMS.

[4] `-Infinity` if the sign bit is set.

[5] `-NaN` if the sign bit is set.

`4.94065645841246544e-324` through `5.56268464626799852e-309`

These values can only be represented with the IEEE 754 encoding. Their magnitudes are too small for the `G_FLOAT` and `D_FLOAT` encodings.

`5.56268464626800346e-309` through `1.11253692925360057e-308`

These values can only be represented with the `G_FLOAT` and IEEE 754 encodings. Their magnitudes are too small for the `D_FLOAT` encoding. In this range the `G_FLOAT` encoding has more precision than the IEEE 754 encoding. Four times as many `G_FLOAT` values fall into this range as do IEEE 754 values.

`1.11253692925360069e-308` through `2.22507385850720114e-308`

These values can only be represented with the `G_FLOAT` and IEEE 754 encodings. Their magnitudes are too small for the `D_FLOAT` encoding. In this range the `G_FLOAT` encoding has more precision than the IEEE 754 encoding. Twice as many `G_FLOAT` values fall into this range as do IEEE 754 values.

`2.22507385850720138e-308` through `2.93873587705571844e-039`

These values can only be represented with the `G_FLOAT` and IEEE 754 encodings. Their magnitudes are too small for the `D_FLOAT` encoding. In this range the `G_FLOAT` and IEEE 754 encodings have equal precision.

`2.93873587705571877e-039` through `1.70141183460469229e+038`

Through this range the `D_FLOAT` encoding has more precision. Eight times as many `D_FLOAT` values fall into this range as do `G_FLOAT` or IEEE 754 values. The `G_FLOAT` and IEEE 754 encodings have equal precision through this range.

`1.70141183460469232e+038` through `8.98846567431157854e+307`

These values can only be represented with the `G_FLOAT` and IEEE 754 encodings. Their magnitudes are too large for the `D_FLOAT` encoding. In this range the `G_FLOAT` and IEEE 754 encodings have equal precision.

`8.98846567431157954e+307` through `1.79769313486231571e+308`

These values can only be represented with the IEEE 754 encoding. Their magnitudes are too large for the `G_FLOAT` and `D_FLOAT` encodings.

`Infinity`

This value exists only in the IEEE 754 encoding.

`NaN`

Not a Number. These non-values exist only in the IEEE 754 encoding.