

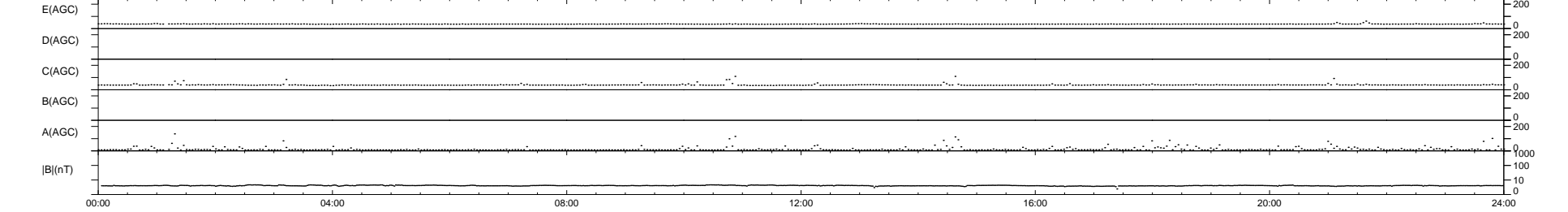


14 bad + 925 good MF/939MF projected (98%) - 0 missing MFs
 Avg interval = 180 secs
 Re = 197.36 (195.62, -24.00, -10.39 GSE)

windlib 2.0b

LZ version = v01

WIND/WAVES Summary Plot (Page 1) for 03-NOV-2020, DOY = 308

DAILY 2020-11-04 21:20:14
 Re = 196.89 (195.55, -20.38, -10.48 GSE)



```

RAD2
Antenna Ey .....
Mode LIN(1) .....
SUM/SEP SEP .....
Toggle OFF .....

RAD1
Antenna Ex .....
Mode LIS(2,4) .....
SUM/SEP SUM .....
Toggle OFF .....

TNR
Antenna ExEy .....
Mode A-32 .....
Sweep ACE .....
  
```