
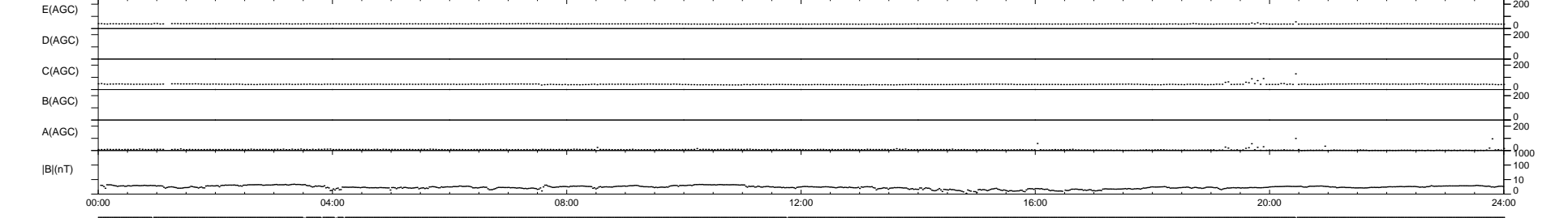




9 bad + 931 good MF/940MF projected (99%) - 0 missing MFs  
 Avg interval = 180 secs  
 Re = 229.84 (209.10, -95.38, -2.61 GSE)

windlib 2.0b LZ version = v01  
 DAILY 2020-10-09 21:20:04  
 Re = 228.58 (208.33, -94.00, -3.01 GSE)

### WIND/WAVES Summary Plot (Page 1) for 08-OCT-2020, DOY = 282



```

RAD2
Antenna Ey .....
Mode LIN(1) .....
SUM/SEP SEP .....
Toggle OFF .....

RAD1
Antenna Ex .....
Mode LIS(2,4) .....
SUM/SEP SUM .....
Toggle OFF .....

TNR
Antenna ExEy .....
Mode A-32 .....
Sweep ACE .....
  
```