
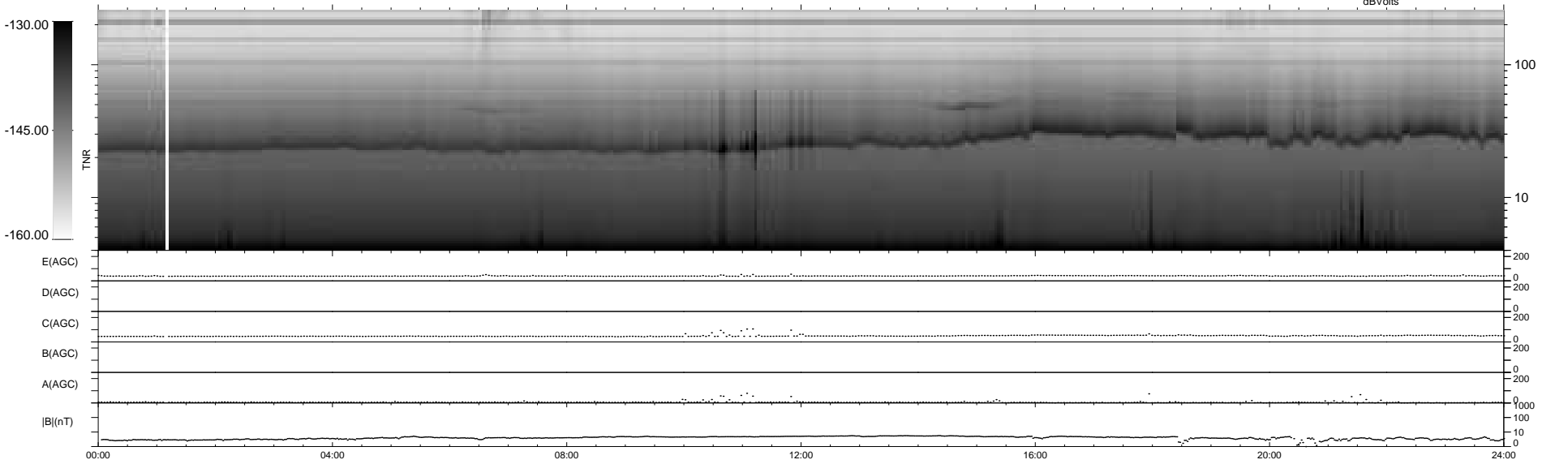



6 bad + 933 good MF/939MF projected (99%) - 0 missing MFs
 Avg interval = 180 secs
 Re = 201.01 (200.58, -11.29, -6.78 GSE)

windlib 2.0b LZ version = v01
 DAILY 2018-07-03 17:25:01
 Re = 200.87 (200.60, -7.72, -7.04 GSE)

WIND/WAVES Summary Plot (Page 1) for 30-MAY-2018, DOY = 150



```

RAD2
Antenna Ey .....
Mode LIN(1) .....
SUM/SEP SEP .....
Toggle OFF .....

RAD1
Antenna Ex .....
Mode LIS(2,4) .....
SUM/SEP SUM .....
Toggle OFF .....

TNR
Antenna ExEy .....
Mode A-32 .....
Sweep ACE .....
  
```