


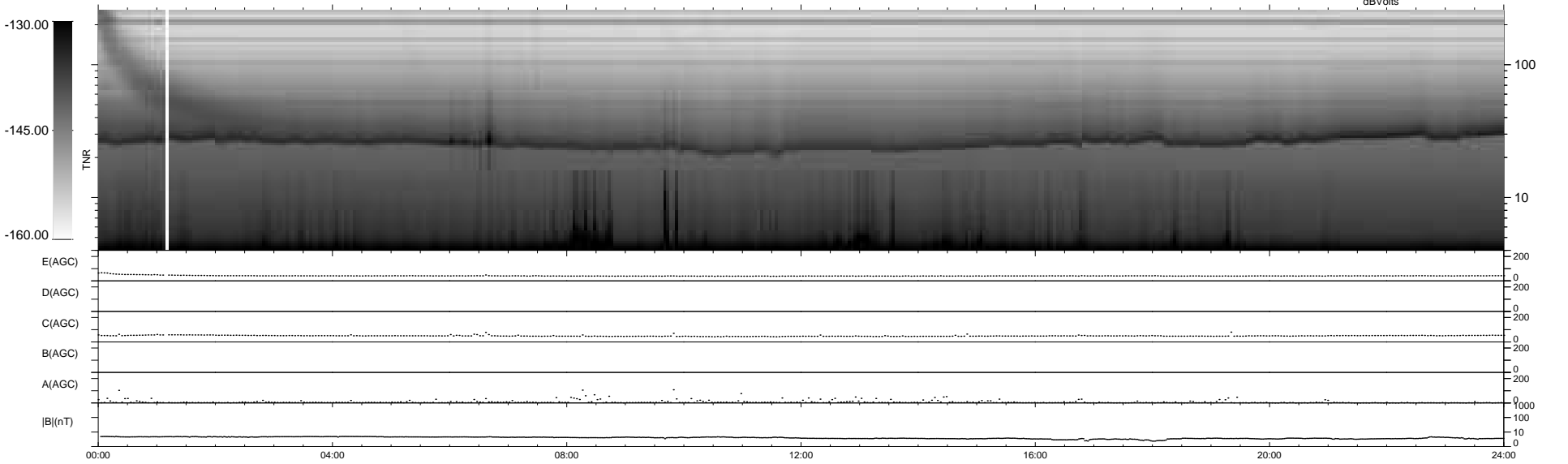

10 bad + 929 good MF/939MF projected (98%) - 0 missing MFs
 Avg interval = 180 secs
 Re = 240.68 (218.93, -99.71, 7.45 GSE)

windlib 2.0b

LZ version =

WIND/WAVES Summary Plot (Page 1) for 05-NOV-2016, DOY = 310

DAILY 2017-03-21 16:27:34
 Re = 239.39 (217.61, -99.52, 7.02 GSE)



```

RAD2
Antenna Ey .....
Mode LIN(1) .....
SUM/SEP SEP .....
Toggle OFF .....

RAD1
Antenna Ex .....
Mode LIS(2,4) .....
SUM/SEP SUM .....
Toggle OFF .....

TNR
Antenna ExEy .....
Mode A-32 .....
Sweep ACE .....
  
```