


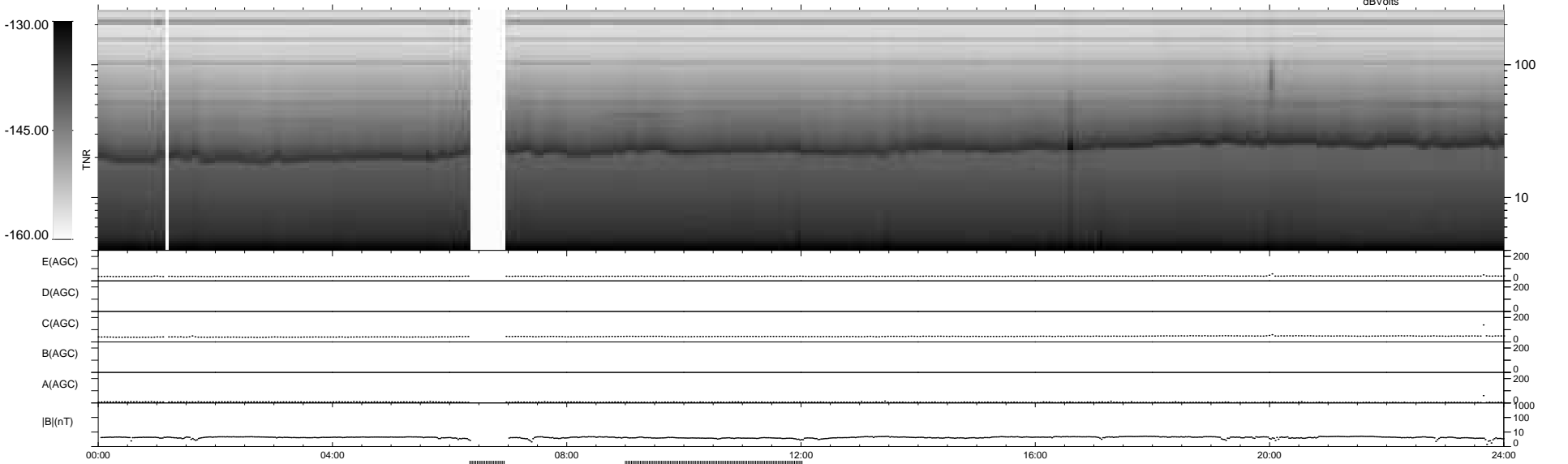

11 bad + 785 good MF/939MF projected (83%) - 143 missing MFs
 Avg interval = 180 secs
 Re = 254.27 (238.69, -86.69, 12.70 GSE)

windlib 2.0b

LZ version =

WIND/WAVES Summary Plot (Page 1) for 20-OCT-2016, DOY = 294

DAILY 2017-03-21 16:17:18
 Re = 253.82 (237.56, -88.51, 12.46 GSE)



RAD2
 Antenna Ey
 Mode LIN(1)
 SUM/SEP SEP
 Toggle OFF

RAD1
 Antenna Ex
 Mode LIS(2,4)
 SUM/SEP SUM
 Toggle OFF

TNR
 Antenna ExEy
 Mode A-32
 Sweep ACE