

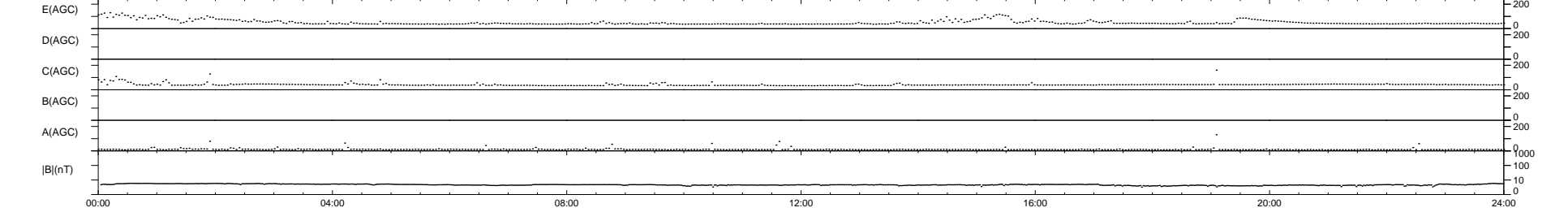


5 bad + 934 good MF/939MF projected (99%) - 0 missing MFs
 Avg interval = 180 secs
 Re = 218.51 (205.84, 72.41, -11.57 GSE)

windlib 2.0b

LZ version =

WIND/WAVES Summary Plot (Page 1) for 13-JUL-2016, DOY = 195

DAILY 2017-03-21 15:18:22
 Re = 219.62 (206.15, 74.87, -11.34 GSE)



```

RAD2
Antenna Ey .....
Mode LIN(1) .....
SUM/SEP SEP .....
Toggle OFF .....

RAD1
Antenna Ex .....
Mode LIS(2,4) .....
SUM/SEP SUM .....
Toggle OFF .....

TNR
Antenna ExEy .....
Mode A-32 .....
Sweep ACE .....
  
```