

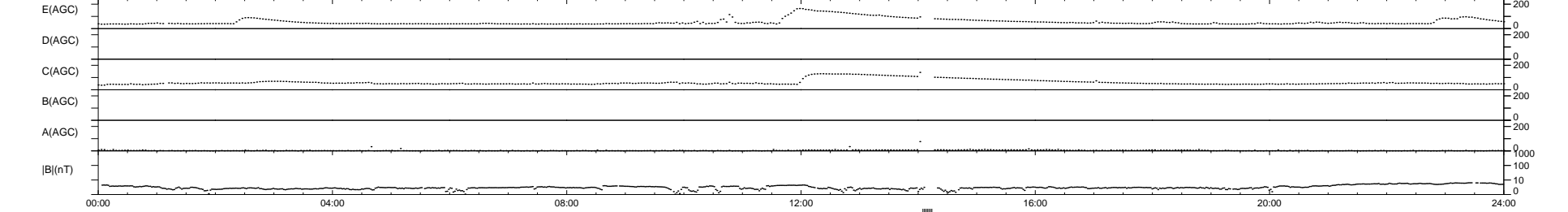


13 bad + 920 good MF/940MF projected (97%) - 7 missing MFs  
 Avg interval = 180 secs  
 Re = -194.41 (193.98, 2.19, -12.66 GSE)

windlib 2.0b

LZ version = v01

### WIND/WAVES Summary Plot (Page 1) for 28-DEC-2015, DOY = 362

DAILY 2015-12-30 18:53:04  
 Re = 194.58 (194.07, 5.88, -12.83 GSE)



```

RAD2
Antenna Ey .....
Mode LIN(1) .....
SUM/SEP SEP .....
Toggle OFF .....

RAD1
Antenna .....
Mode .....
SUM/SEP .....
Toggle .....

TNR
Antenna ExEy .....
Mode A-32 .....
Sweep ACE .....
  
```