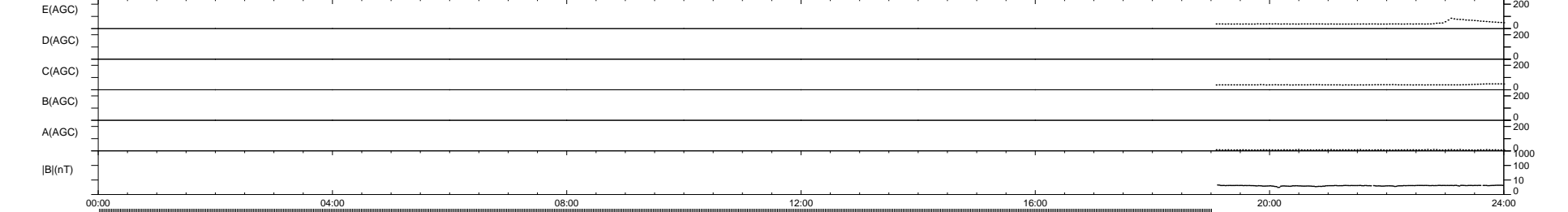
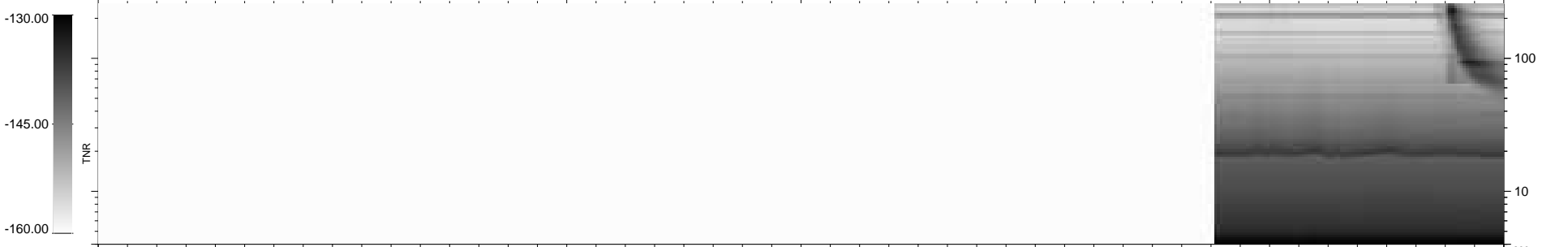
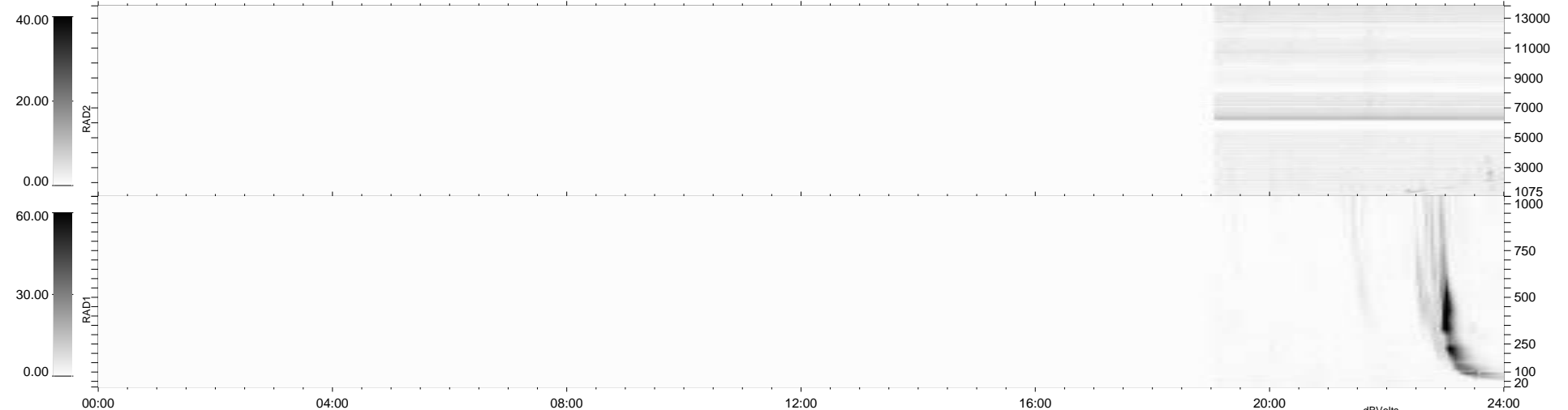


3 bad + 192 good MF/939MF projected (20%) - 744 missing MFs
Avg interval = 180 secs
Re = 260.03 (257.63, 28.45, 20.86 GSE)

WIND/WAVES Summary Plot (Page 1) for 21-OCT-2012, DOY = 295

windlib 2.0b LZ version = v01
DAILY 2012-10-23 02:16:55
Re = 260.01 (257.67, 27.79, 20.92 GSE)



RAD2 Antenna Mode SUM/SEP Toggle
RAD1 Antenna Mode SUM/SEP Toggle
TNR Antenna Mode Sweep