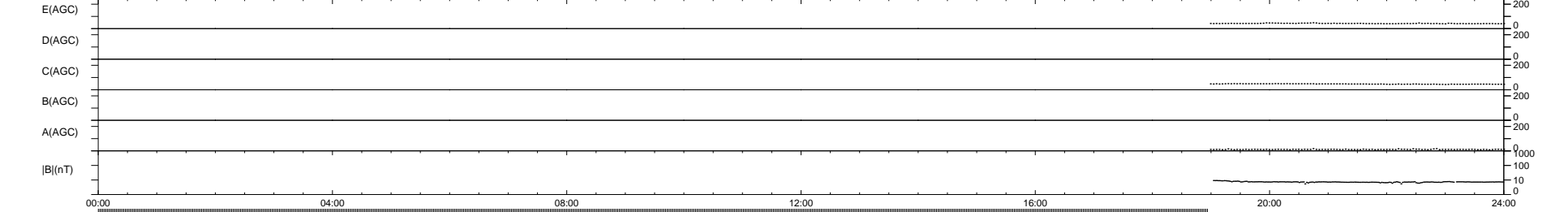
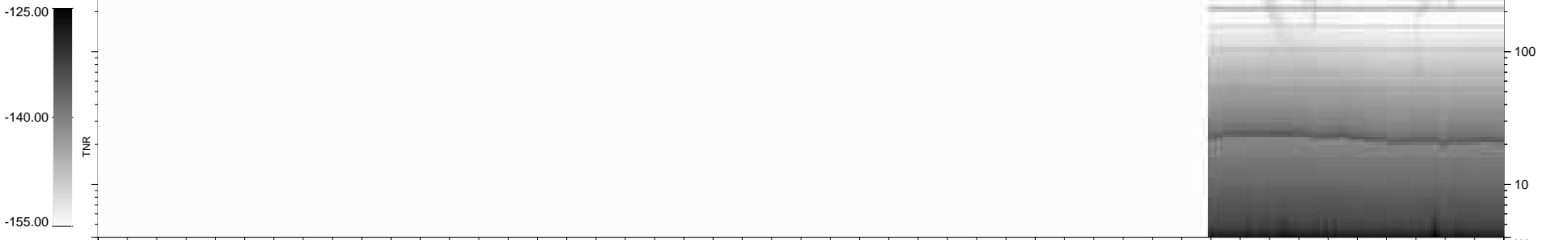
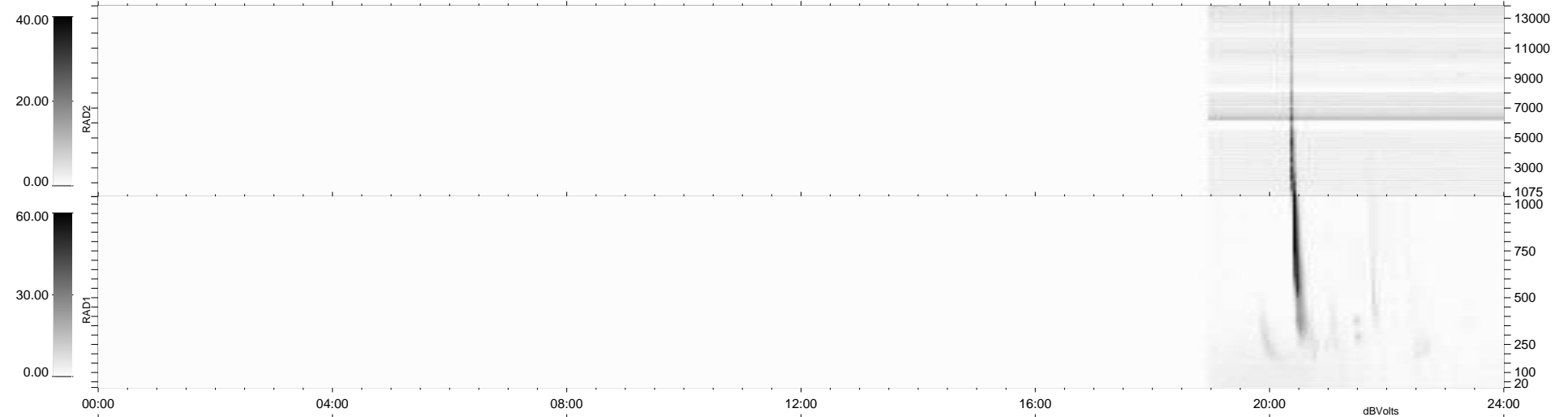


2 bad + 196 good MF/940MF projected (20%) - 742 missing MFs
Avg interval = 180 secs
Re = -253.09 (235.87, 91.37, 8.56 GSE)

WIND/WAVES Summary Plot (Page 1) for 26-SEP-2012, DOY = 270

windlib 2.0b LZ version = v01
DAILY 2012-09-27 04:17:04
Re = 253.18 (236.08, 91.05, 8.69 GSE)



RAD2 Antenna Mode SUM/SEP Toggle
RAD1 Antenna Mode SUM/SEP Toggle
TNR Antenna Mode Sweep