

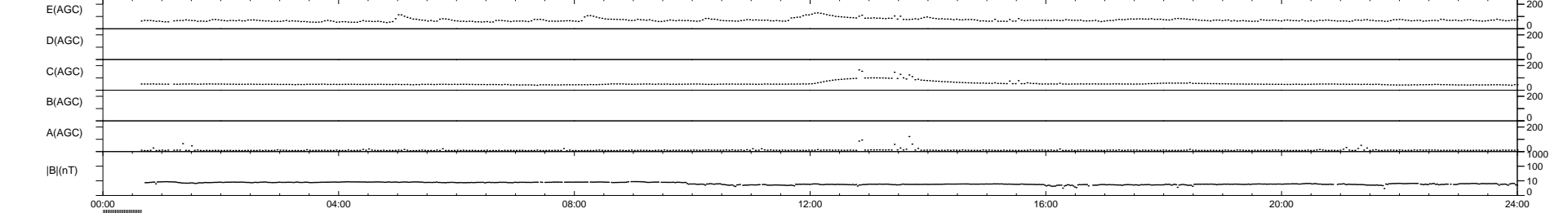


24 bad + 889 good MF/939MF projected (94%) - 26 missing MFs
Avg interval = 180 secs
Re = 255.35 (243.04, 76.94, 14.70 GSE)

windlib 2.0b

LZ version = v02

WIND/WAVES Summary Plot (Page 1) for 15-OCT-2011, DOY = 288

DAILY 2011-10-17 13:02:06
Re = 255.75 (244.12, 74.70, 15.25 GSE)



RAD2 Antenna Mode SUM/SEP Toggle
RAD1 Antenna Mode SUM/SEP Toggle
TNR Antenna Mode Sweep