

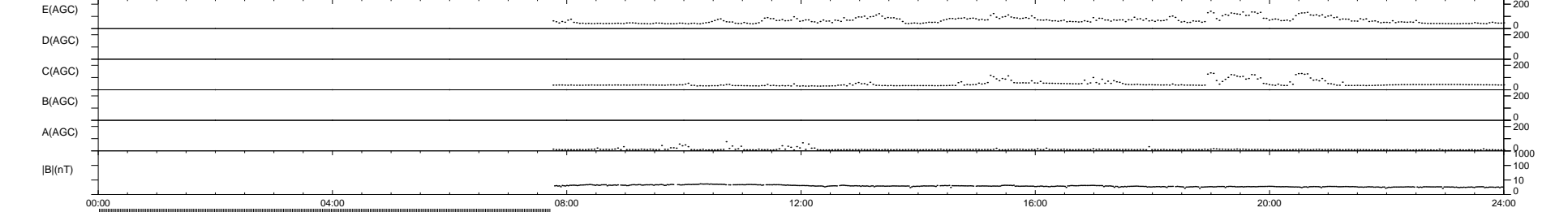

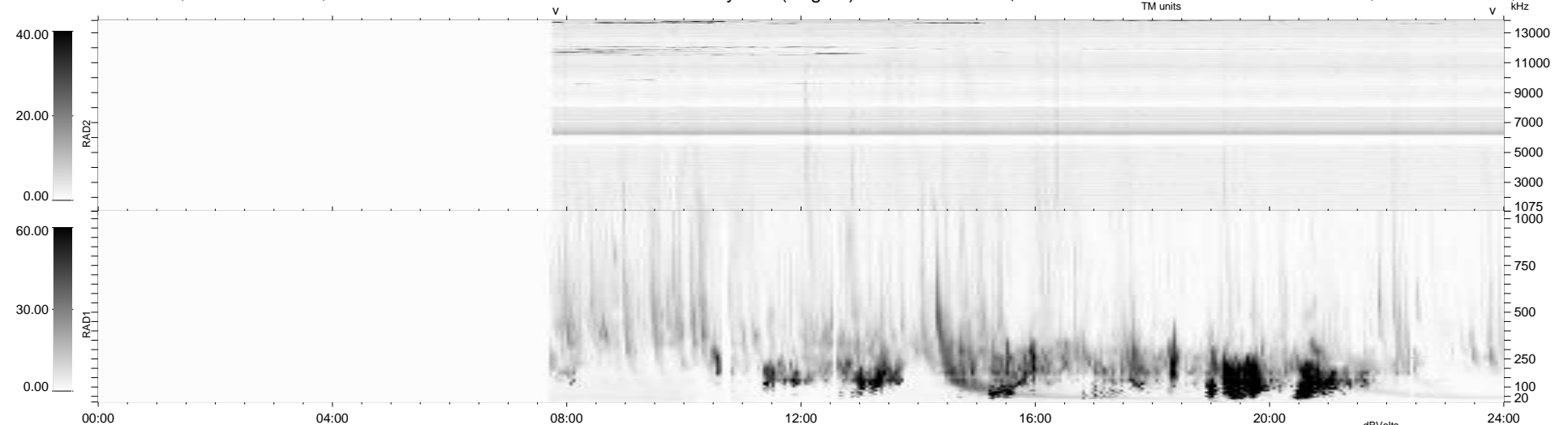
12 bad + 625 good MF/939MF projected (66%) - 302 missing MFs  
Avg interval = 180 secs  
Re = 210.57 (200.51, 62.45, -15.37 GSE)

windlib 2.0b

LZ version = v01

### WIND/WAVES Summary Plot (Page 1) for 04-MAR-2011, DOY = 63

DAILY 2011-03-05 09:35:06  
Re = 211.44 (200.83, 64.42, -15.02 GSE)



RAD2 Antenna Mode SUM/SEP Toggle  
RAD1 Antenna Mode SUM/SEP Toggle  
TNR Antenna Mode Sweep