


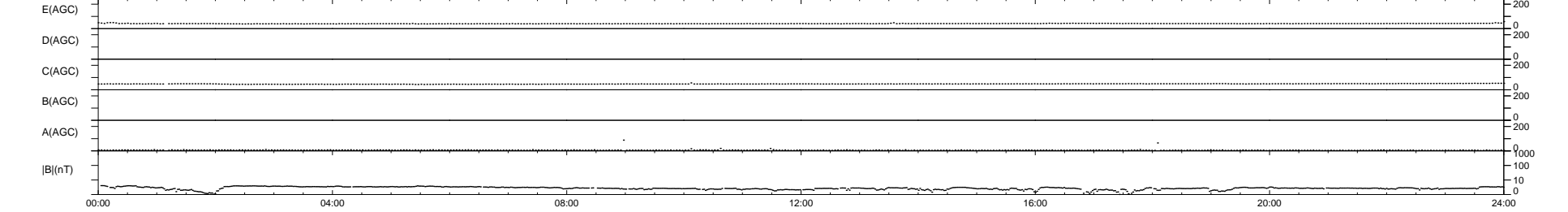


14 bad + 925 good MF/939MF projected (98%) - 0 missing MFs
 Avg interval = 180 secs
 Re = 243.24 (222.06, -99.26, 1.99 GSE)

windlib 2.0b

LZ version = v01

WIND/WAVES Summary Plot (Page 1) for 13-JUL-2010, DOY = 194

DAILY 2010-07-23 10:43:49
 Re = 242.00 (220.97, -98.66, 1.20 GSE)



RAD2 Antenna Ey
 Mode LIN(1)
 SUM/SEP SEP
 Toggle OFF

RAD1 Antenna Ex
 Mode LIS(2,4)
 SUM/SEP SUM
 Toggle OFF

TNR Antenna ExEy
 Mode A-32
 Sweep ACE