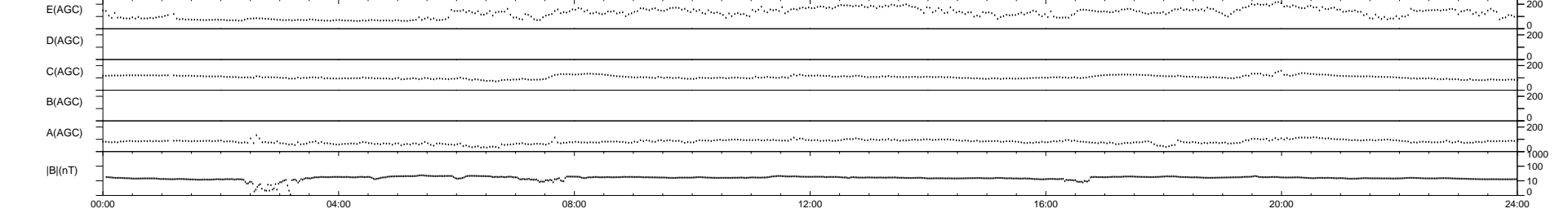

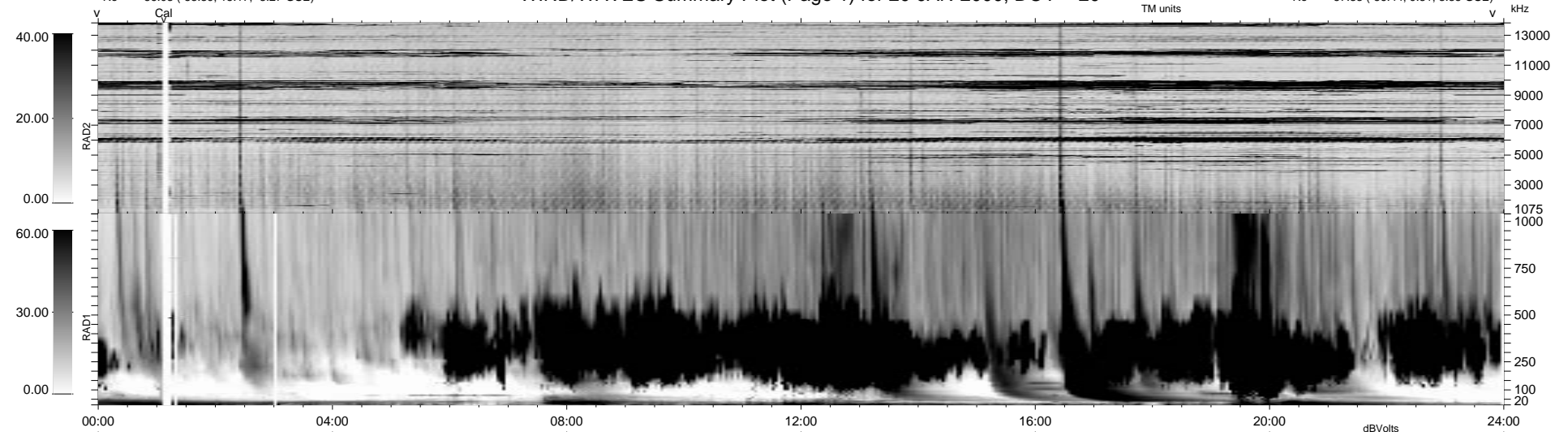


0 bad + 2 good MF/ZMF projected (100%) - 0 missing MFs
 Avg interval = 180 secs
 Re = 56.08 (-53.89, 15.17, -3.27 GSE)

1.7d VMS-SunOS LZ version = v02

WIND/WAVES Summary Plot (Page 1) for 20-JAN-2000, DOY = 20

DAILY Thu Sep 11, 2008
 Re = 57.88 (-56.44, 9.31, 8.85 GSE)



```

RAD2
Antenna Ey .....
Mode LIN(1) .....
SUM/SEP SEP .....
Toggle OFF .....

RAD1
Antenna Ex .....
Mode LIS(2,3) .....
SUM/SEP SUM .....
Toggle OFF .....

TNR
Antenna ExEy .....
Mode A-32 .....
Sweep ACE .....
  
```