

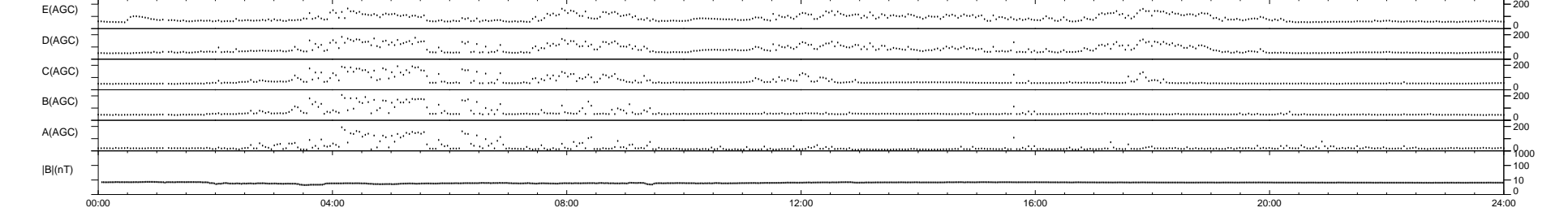


10 bad + 929 good MF/939MF projected (98%) - 0 missing MFs
 Avg interval = 180 secs
 Re = 88.82 (87.69, 13.88, -2.71 GSE)

1.7d VMS-SunOS

LZ version = v01

WIND/WAVES Summary Plot (Page 1) for 08-AUG-1998, DOY = 220

DAILY Tue Sep 16, 2008
 Re = 85.18 (83.48, 16.76, -2.48 GSE)



```

RAD2
Antenna Ey .....
Mode LIN(1) .....
SUM/SEP SUM .....
Toggle OFF .....

RAD1
Antenna Ex .....
Mode LIS(2,3) .....
SUM/SEP SUM .....
Toggle OFF .....

TNR
Antenna ExEy .....
Mode A-32 .....
Sweep ABCDE .....
  
```